

# ガス・電力ビジネス Gas & Electricity Business

## ガス販売状況(個別) Gas Sales (Non-Consolidated)

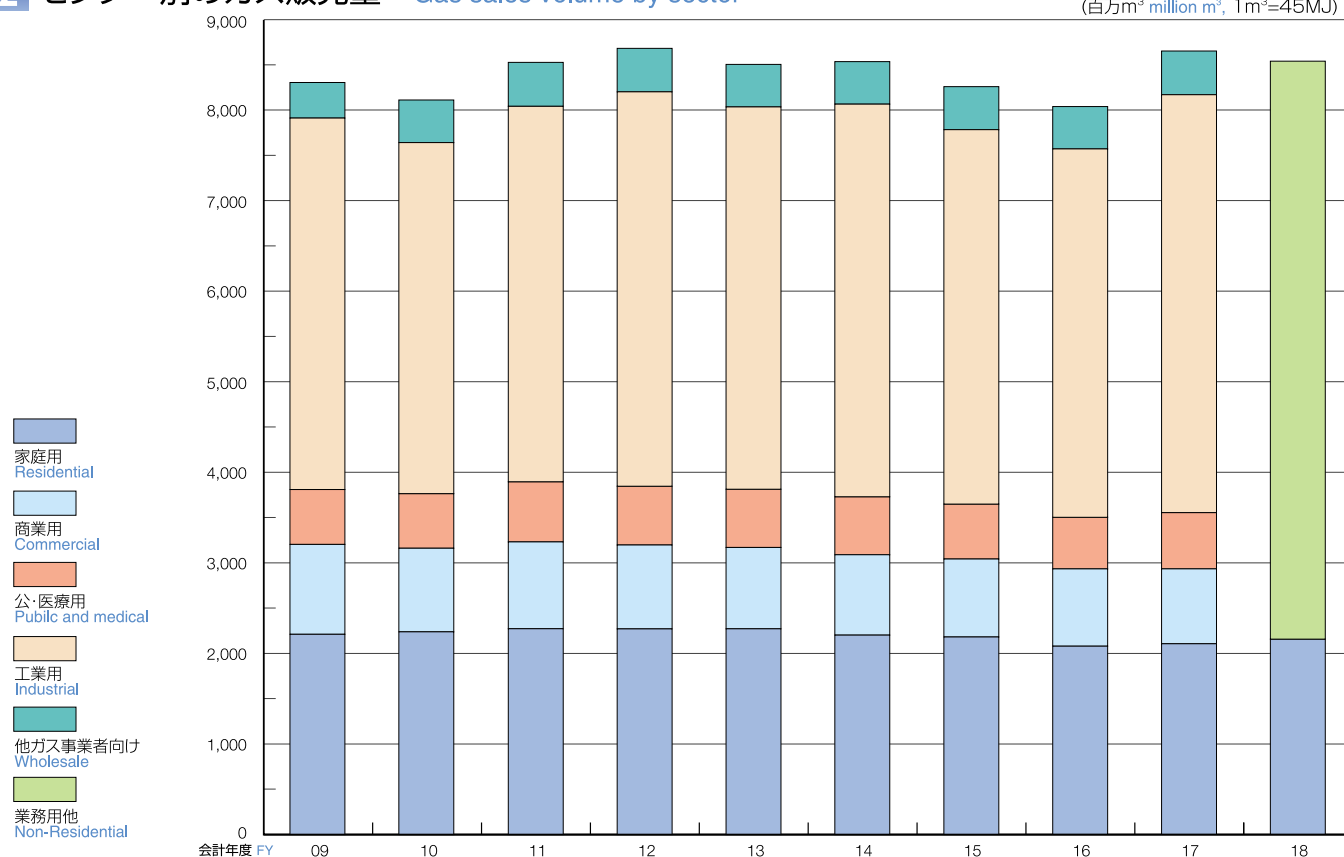
### 1 供給件数 Number of Supply

(千件 thousand)

会計年度 FY	09.3	10.3	11.3	12.3	13.3	14.3	15.3	16.3	17.3	18.3
ガス供給件数 (2017.3以前は取付けメーター数) Number of Unit for gas supply (Before 17.3, Number of meters installed)	6,939	6,980	7,012	7,045	7,086	7,136	7,196	7,252	7,310	5,970

### 2 セクター別のガス販売量 Gas sales volume by sector

(百万m<sup>3</sup> million m<sup>3</sup>, 1m<sup>3</sup>=45MJ)

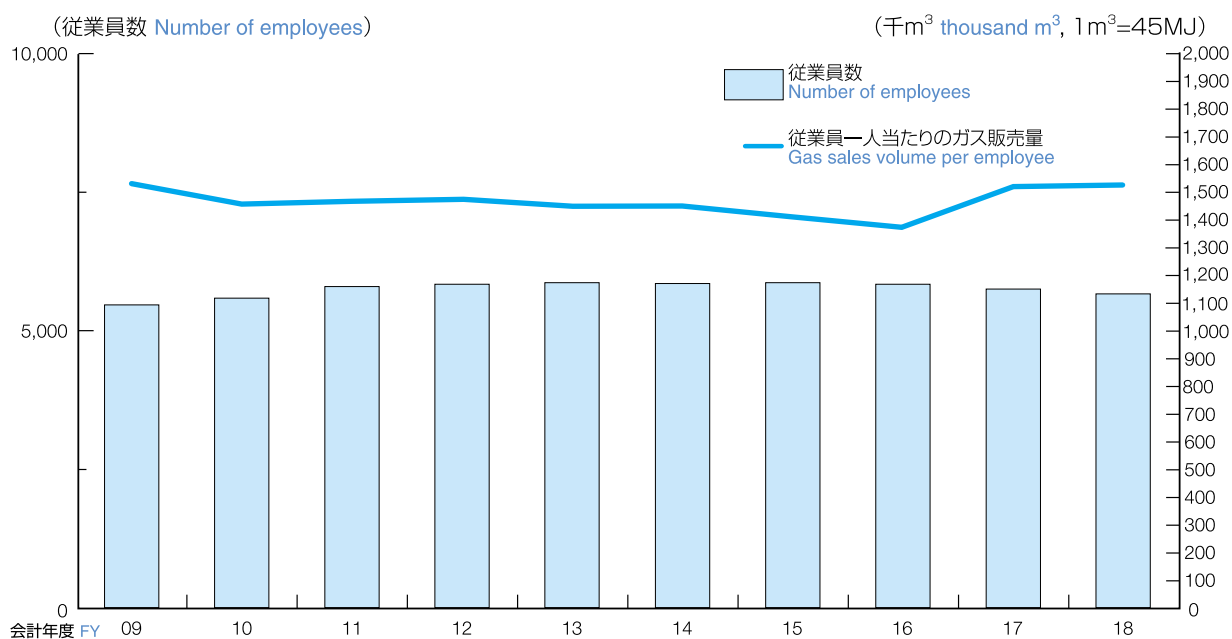


### ガス販売量 Gas sales volume

(百万m<sup>3</sup> million m<sup>3</sup>, 1m<sup>3</sup>=45MJ)

会計年度 FY	09.3	10.3	11.3	12.3	13.3	14.3	15.3	16.3	17.3	18.3
家庭用 Residential	2,238: 26.7%	2,244: 27.6%	2,275: 26.7%	2,271: 26.2%	2,272: 26.7%	2,198: 25.8%	2,186: 26.5%	2,083: 26.0%	2,103: 24.3%	2,160: 25.3%
商業用 Commercial	971: 11.6%	935: 11.5%	968: 11.4%	927: 10.7%	898: 10.6%	890: 10.4%	857: 10.4%	833: 10.4%	844: 9.7%	-
公・医療用 Public and medical	609: 7.3%	609: 7.5%	655: 7.7%	648: 7.5%	642: 7.6%	638: 7.5%	608: 7.4%	577: 7.2%	618: 7.1%	-
工業用 Industrial	4,128: 49.3%	3,877: 47.8%	4,141: 48.6%	4,355: 50.2%	4,222: 49.6%	4,329: 50.8%	4,133: 50.0%	4,059: 50.6%	4,609: 53.2%	-
他ガス事業者向け Wholesale	434: 5.2%	455: 5.6%	488: 5.7%	480: 5.5%	469: 5.5%	469: 5.5%	474: 5.7%	469: 5.8%	489: 5.6%	-
業務用他 Non-Residential	-	-	-	-	-	-	-	-	-	6,387: 74.7%
計 Total	8,380: 100.0%	8,119: 100.0%	8,528: 100.0%	8,681: 100.0%	8,503: 100.0%	8,524: 100.0%	8,259: 100.0%	8,021: 100.0%	8,662: 100.0%	8,546: 100.0%
うち大口供給 Sales in non-regulated area	4,834: 57.7%	4,576: 56.4%	4,874: 57.2%	5,062: 58.3%	4,894: 57.6%	4,988: 58.5%	4,755: 57.6%	4,647: 57.9%	5,218: 60.2%	-

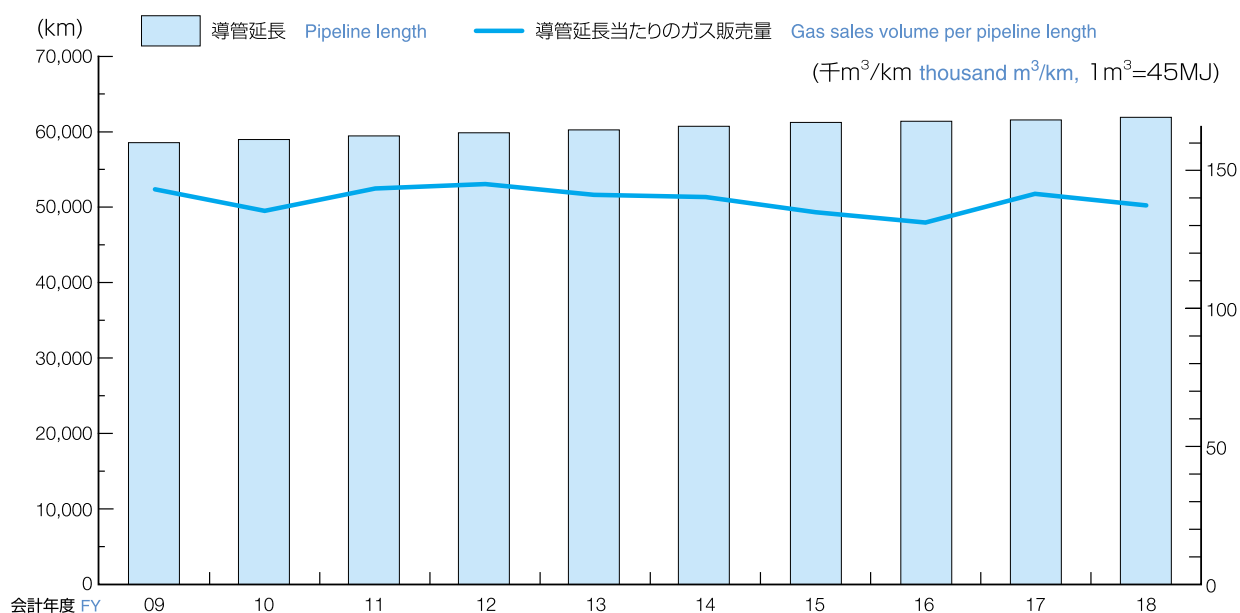
### 3 従業員一人当たりのガス販売量 Gas sales volume per employee



会計年度 FY	09.3	10.3	11.3	12.3	13.3	14.3	15.3	16.3	17.3	18.3
従業員数 Number of employees	5,477	5,588	5,800	5,841	5,867	5,861	5,866	5,824	5,731	5,617
従業員一人当たりのガス販売量(千m <sup>3</sup> ) Gas sales volume per employee (thousand m <sup>3</sup> )	1,530	1,453	1,470	1,486	1,449	1,454	1,408	1,377	1,511	1,521

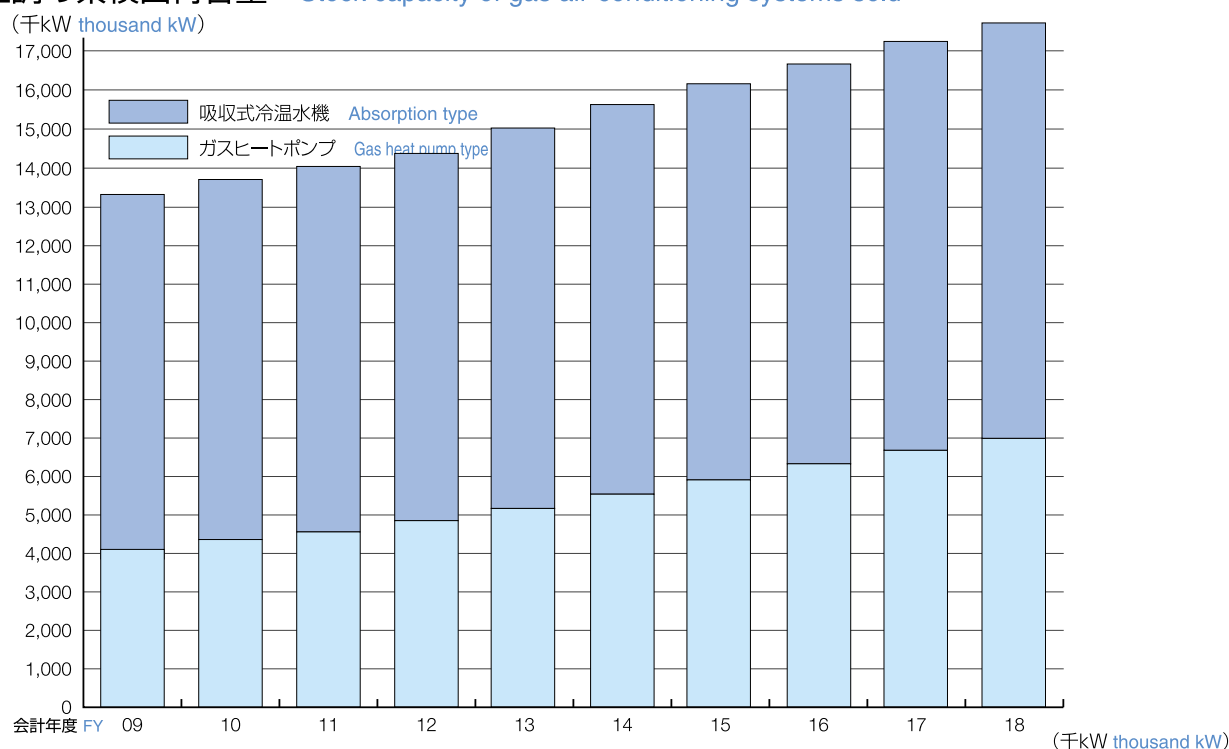
従業員数は、個別ベースで臨時雇用者・出向者を除く Number of non-consolidated employees excludes part-time and seconded employees.

### 4 導管延長当たりのガス販売量 Gas sales volume per pipeline length



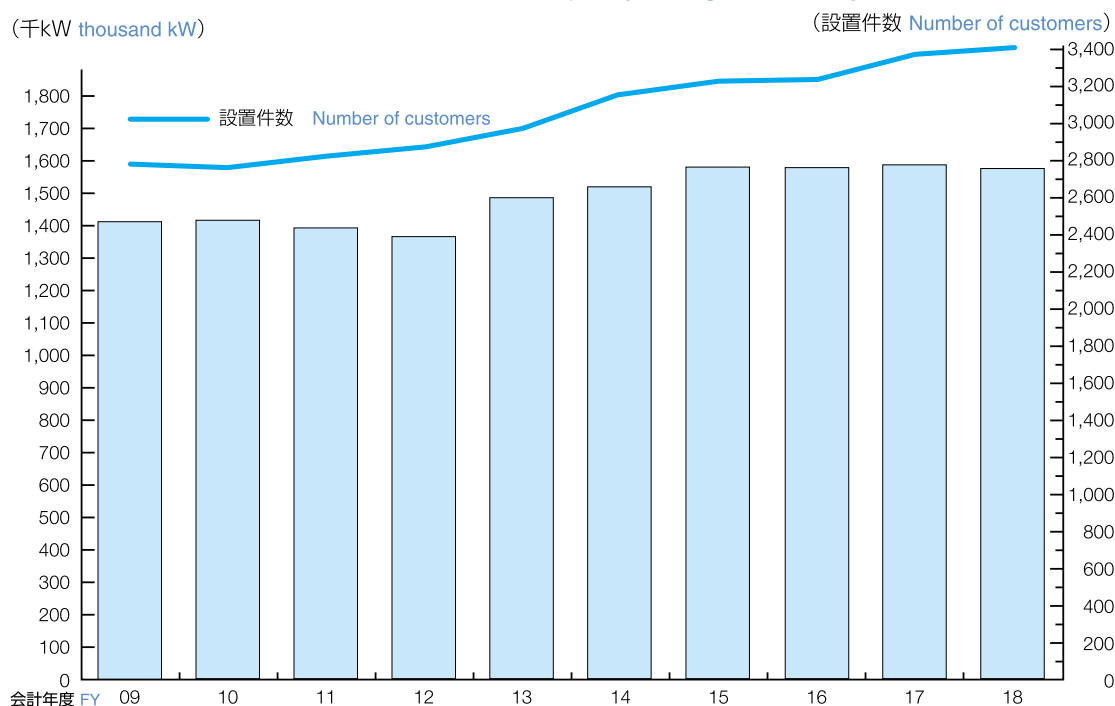
会計年度 FY	09.3	10.3	11.3	12.3	13.3	14.3	15.3	16.3	17.3	18.3
導管延長(km) Pipeline length(km)	58,570	58,997	59,484	59,886	60,276	60,754	61,078	61,391	61,666	61,919
導管延長当たりのガス販売量(千m <sup>3</sup> /km) Gas sales volume per pipeline length (thousand m <sup>3</sup> /km)	143.1	135.3	143.4	145.0	141.1	140.3	135.2	130.6	140.5	138.0

## 5 ガス空調の累積出荷容量 Stock capacity of gas air-conditioning systems sold



会計年度 FY	09.3	10.3	11.3	12.3	13.3	14.3	15.3	16.3	17.3	18.3
吸収式冷温水機 Absorption type	9,150	9,307	9,507	9,648	9,868	10,097	10,266	10,419	10,602	10,770
ガスヒートポンプ Gas heat pump type	4,169	4,367	4,590	4,838	5,159	5,524	5,896	6,309	6,664	6,972
計 Total	13,318	13,674	14,097	14,485	15,027	15,621	16,162	16,728	17,266	17,742

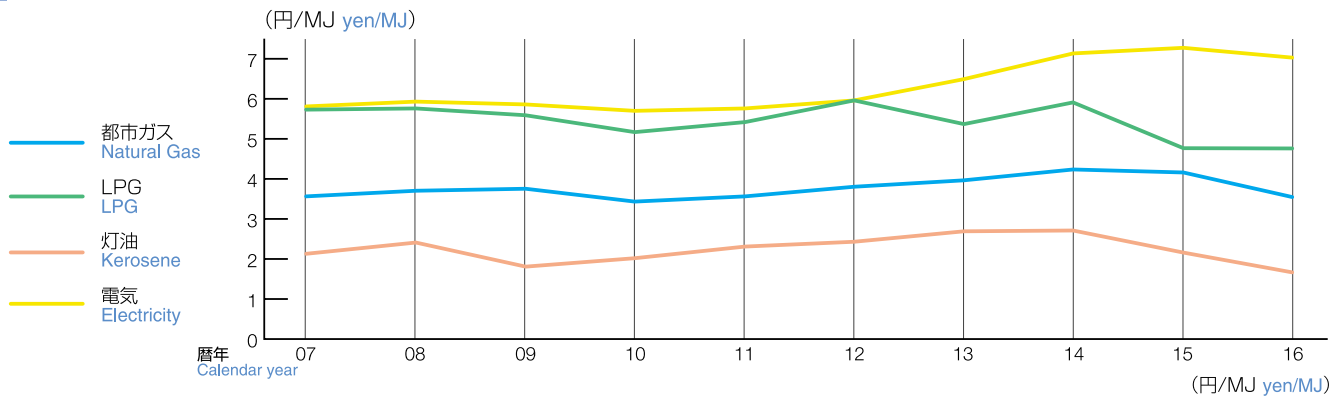
## 6 コージェネレーションの累積設置容量 Stock capacity of cogeneration systems sold



会計年度 FY	09.3	10.3	11.3	12.3	13.3	14.3	15.3	16.3	17.3	18.3
千 kW thousand kW	1,412	1,413	1,389	1,364	1,486	1,519	1,581	1,580	1,589	1,574
設置件数 Number of customers	2,793	2,776	2,827	2,874	2,985	3,152	3,211	3,229	3,373	3,410

過去に遡り撤去分等を見直している Cogenerations removed are excluded.

## 7 家庭用エネルギーの価格比較 Price comparison for residential fuels



暦年 Calendar year	07	08	09	10	11	12	13	14	15	16
都市ガス Natural gas	3.56 (100)	3.70 (100)	3.75 (100)	3.43 (100)	3.56 (100)	3.80 (100)	3.96 (100)	4.23 (100)	4.16 (100)	3.53 (100)
LPG LPG	5.72 (160.7)	5.75 (155.4)	5.58 (148.8)	5.16 (150.4)	5.41 (152.0)	5.95 (156.6)	5.36 (135.4)	5.90 (139.5)	4.76 (114.4)	4.78 (135.4)
灯油 Kerosene	2.13 (59.8)	2.41 (65.1)	1.81 (48.3)	2.02 (58.9)	2.31 (64.9)	2.43 (63.9)	2.69 (67.9)	2.71 (64.1)	2.16 (51.9)	1.66 (47.0)
電気 Electricity	5.80 (162.9)	5.92 (160.0)	5.85 (156.0)	5.69 (165.9)	5.75 (161.5)	5.95 (156.6)	6.48 (163.6)	7.12 (168.3)	7.26 (174.5)	7.04 (199.4)

下段( )内は、都市ガスを100としたときの相対値

Figures in parentheses show relative number to natural gas (natural gas=100).

出典：家庭用エネルギー統計年報（近畿）（住環境計画研究所）

Data from "Annual Databook of Energy for Residential" published by Jukankyo Research Institute, Inc.

## 8 家庭用エネルギーのシェア Residential market share

(%)

暦年 Calendar year	都市ガス Natural gas		LPG LPG		灯油 Kerosene		電気 Electricity	
	07	16	07	16	07	16	07	16
暖房 Space-heating	35.3	36.8	2.1	1.7	39.1	26.9	23.5	34.5
給湯 Hot-water	69.0	69.6	14.0	11.7	8.1	6.0	8.9	12.7
その他 Others	13.6	15.6	4.0	2.8	-	-	82.4	81.6

出典：家庭用エネルギー統計年報（近畿）（住環境計画研究所） Data from "Annual Databook of Energy for Residential" published by Jukankyo Research Institute, Inc.

冷房用途を除く Cooling use is excluded.