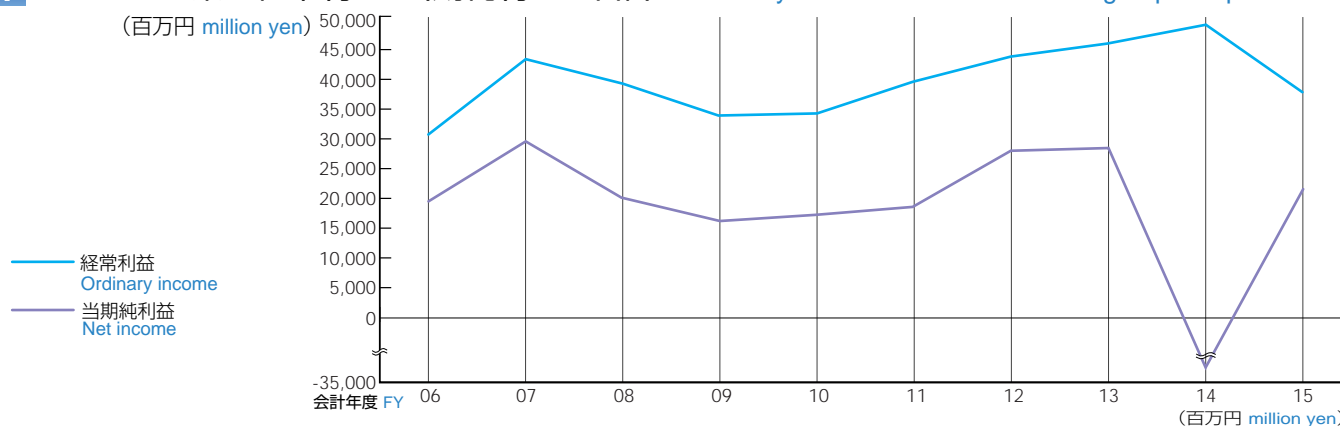


グループ財務分析 Group Financial Analysis

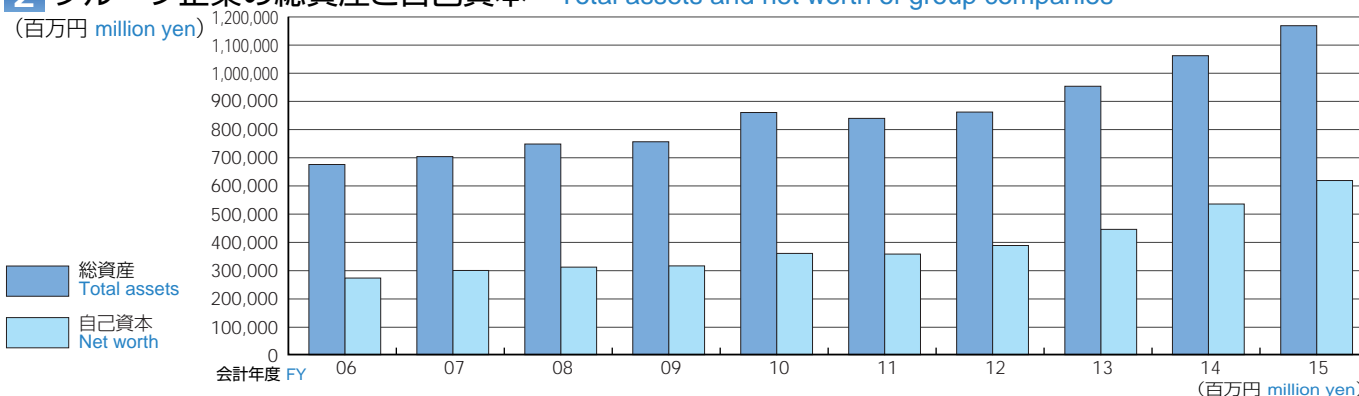
1 グループ企業の経常利益・当期純利益の合計 Ordinary income and net income of group companies



会計年度 FY	06.3	07.3	08.3	09.3	10.3	11.3	12.3	13.3	14.3	15.4
経常利益 Ordinary income	31,261	43,804	39,432	34,337	34,415	39,499	43,823	46,117	49,188	37,710
当期純利益 Net income	19,519	29,273	20,611	16,449	17,312	18,603	28,002	28,426	-32,681	21,715

連結消去前の単純合計 Gross basis before consolidation adjustment

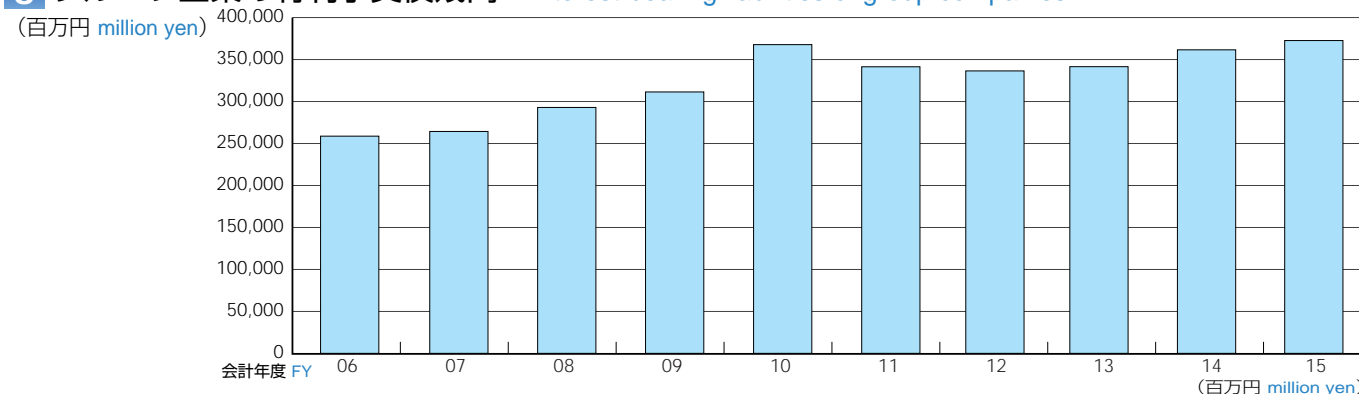
2 グループ企業の総資産と自己資本 Total assets and net worth of group companies



会計年度 FY	06.3	07.3	08.3	09.3	10.3	11.3	12.3	13.3	14.3	15.4
総資産 Total assets	676,365	702,462	747,940	755,925	859,313	838,247	861,228	951,926	1,060,149	1,172,093
自己資本 Net worth	281,939	299,445	307,468	312,540	359,503	356,864	386,110	443,005	537,643	610,820
自己資本比率 Net worth/Total assets ratio (%)	41.7	42.6	41.1	41.3	41.8	42.6	44.8	46.5	50.7	52.1

連結消去前の単純合計 Gross basis before consolidation adjustment

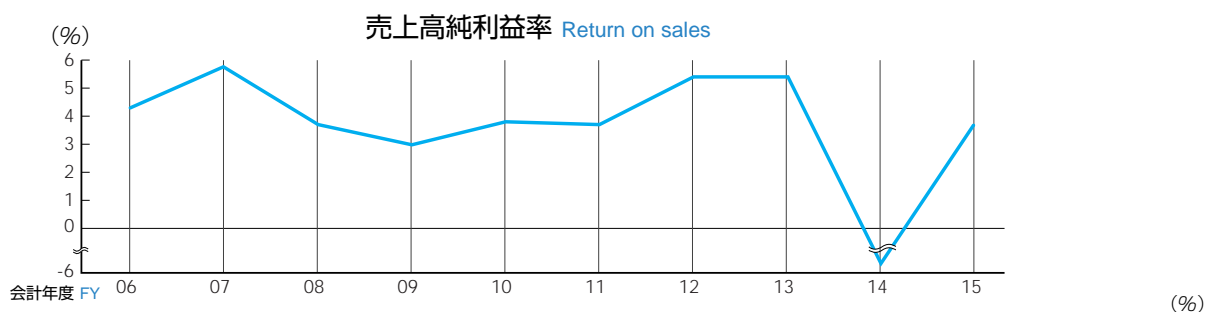
3 グループ企業の有利子負債残高 Interest-bearing liabilities of group companies



会計年度 FY	06.3	07.3	08.3	09.3	10.3	11.3	12.3	13.3	14.3	15.4
有利子負債残高 Interest-bearing liabilities	258,083	259,583	295,151	310,430	368,291	340,859	335,784	341,336	361,439	374,299

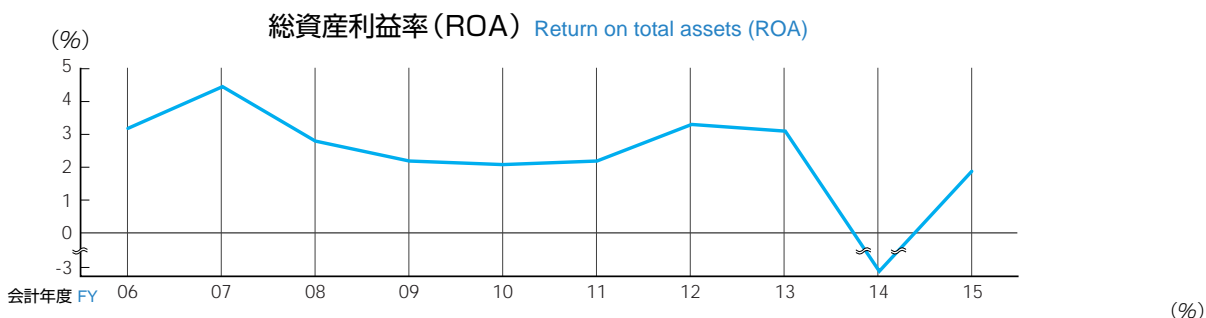
連結消去前の単純合計 Gross basis before consolidation adjustment

4 グループ企業の財務比率 Financial ratio of group companies



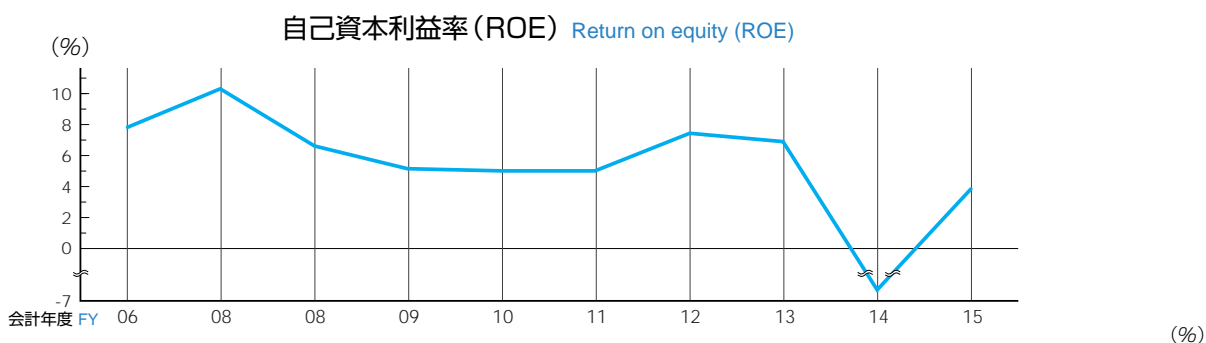
会計年度 FY	06.3	07.3	08.3	09.3	10.3	11.3	12.3	13.3	14.3	15.4
売上高純利益率 Return on sales	4.3	5.8	3.7	3.0	3.8	3.7	5.4	5.4	-5.7	3.8

$$\text{売上高純利益率} = \frac{\text{当期純利益}}{\text{売上高}} \times 100 \quad \text{Return on sales} = \frac{\text{Net income}}{\text{Net sales}} \times 100$$



会計年度 FY	06.3	07.3	08.3	09.3	10.3	11.3	12.3	13.3	14.3	15.4
総資産利益率(ROA) Return on total assets	3.2	4.2	2.8	2.2	2.1	2.2	3.3	3.1	-3.2	1.9

$$\text{総資産利益率} = \frac{\text{当期純利益}}{\text{平均総資産}} \times 100 \quad \text{Return on total assets} = \frac{\text{Net income}}{\text{Averaged total asstes}} \times 100$$



会計年度 FY	06.3	07.3	08.3	09.3	10.3	11.3	12.3	13.3	14.3	15.4
自己資本利益率(ROE) Return on equity	8.2	10.1	6.8	5.3	5.2	5.2	7.5	6.9	-6.7	3.8

$$\text{自己資本利益率} = \frac{\text{当期純利益}}{\text{平均自己資本}} \times 100 \quad \text{Return on equity} = \frac{\text{Net income}}{\text{Averaged net worth}} \times 100$$