



For detailed financial data, please visit our website.



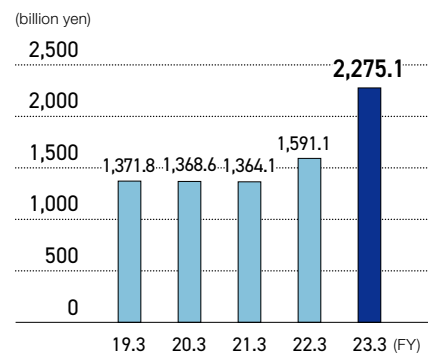
[Fact Book](#)

Financial Data

Net sales

Fiscal year ended March 31, 2023

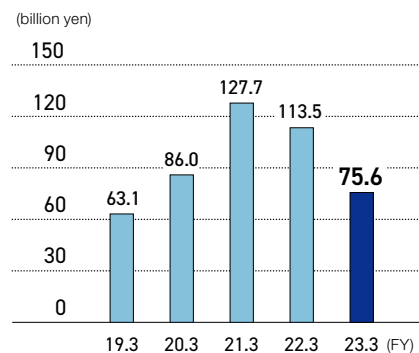
2,275.1 billion yen



Ordinary profit

Fiscal year ended March 31, 2023

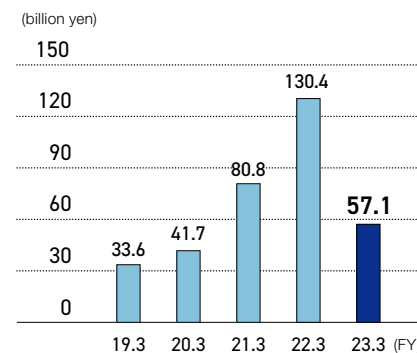
75.6 billion yen



Profit attributable to owners of parent

Fiscal year ended March 31, 2023

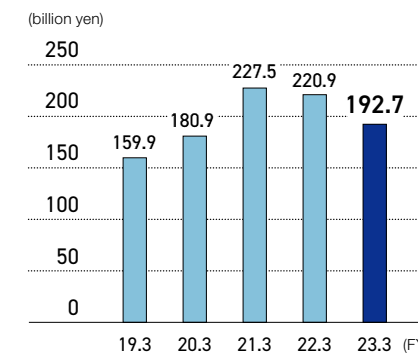
57.1 billion yen



EBITDA

Fiscal year ended March 31, 2023

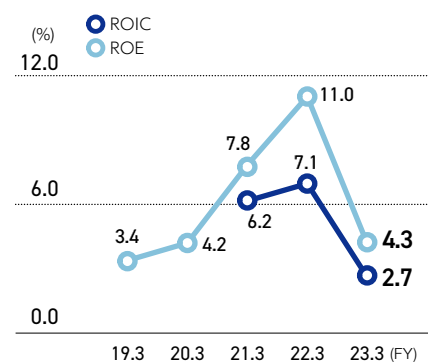
192.7 billion yen



ROIC/ROE

Fiscal year ended March 31, 2023

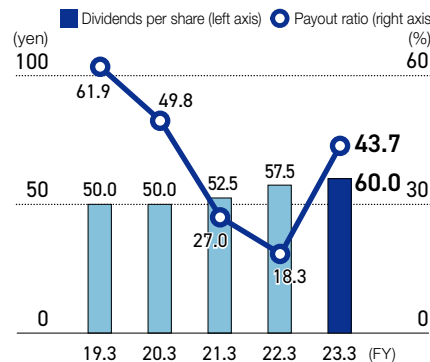
ROIC **2.7%** ROE **4.3%**



Dividends per share/ Payout ratio

Fiscal year ended March 31, 2023

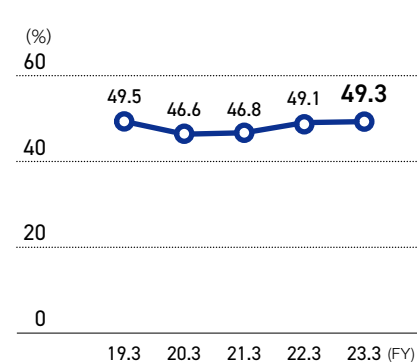
Dividends per share **60.0** yen Payout ratio **43.7%**



Shareholders' equity ratio

As of March 31, 2023

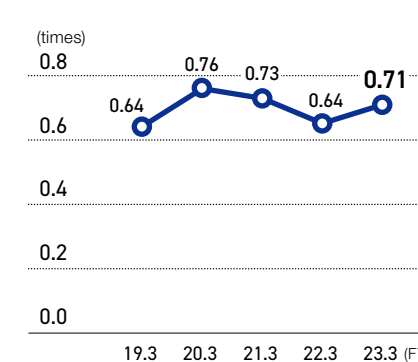
49.3%



Debt equity ratio

As of March 31, 2023

0.71 times





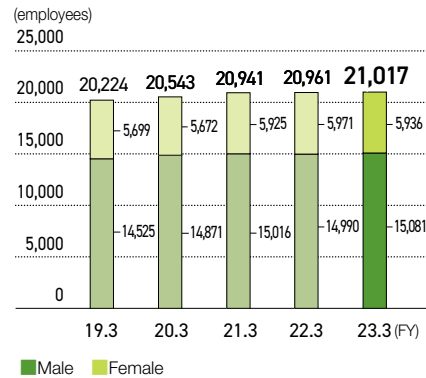
For detailed non-financial data, please visit our website. [Sustainability of the Daigas Group](#)

Non-Financial Data

Number of employees (Group)

Fiscal year ended March 31, 2023

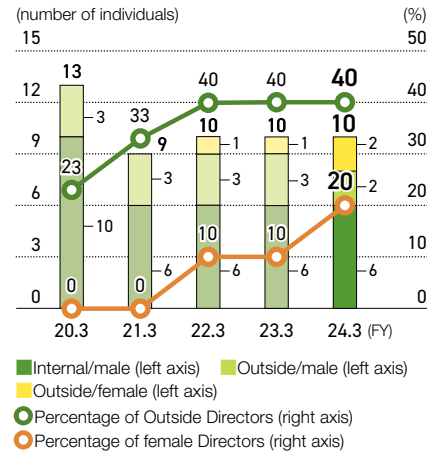
21,017



Number of Directors of Osaka Gas

Number of the individuals in officer ranks reflecting the election results at the Annual Meeting of Shareholders in the year

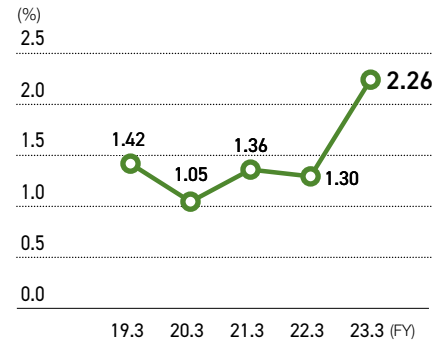
10



Job turnover rate

Fiscal year ended March 31, 2023

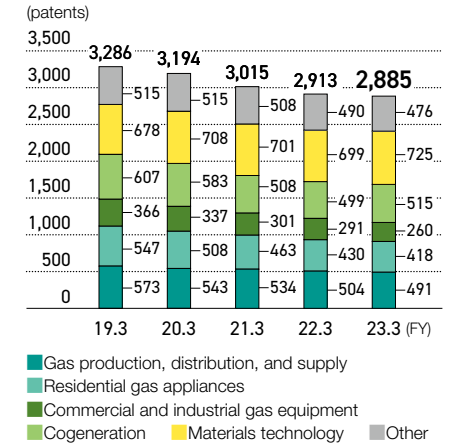
2.26%



Patent portfolio by business type (Group)

Fiscal year ended March 31, 2023

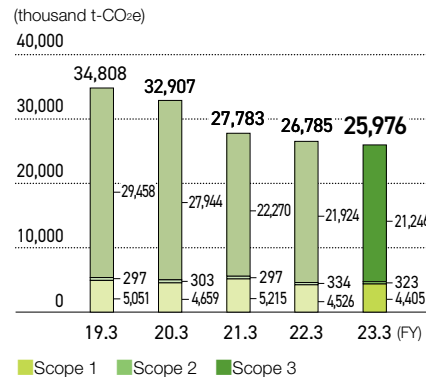
2,885 patents



Greenhouse gas emissions (Group)

Fiscal year ended March 31, 2023

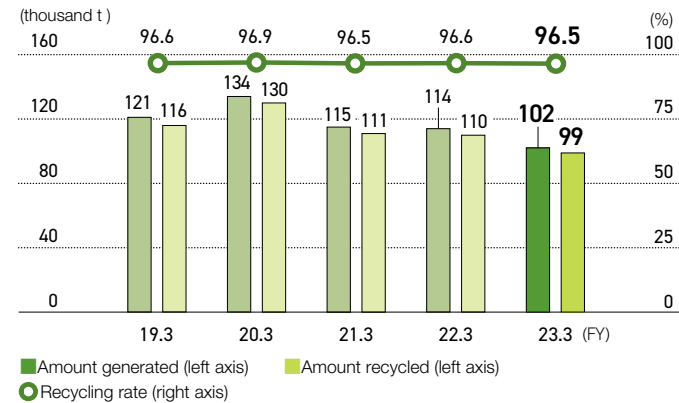
25,976 thousand t-CO₂e



Waste recycling rate (Group)

Fiscal year ended March 31, 2023

Waste recycling rate **96.5%**



Water use (Group)

Fiscal year ended March 31, 2023

Intake **548** million m³ Discharge **539** million m³

