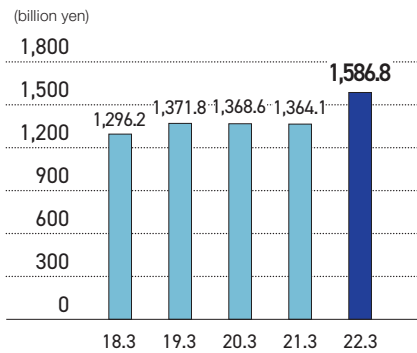


Financial Data

Net sales

Fiscal year ended March 31, 2022

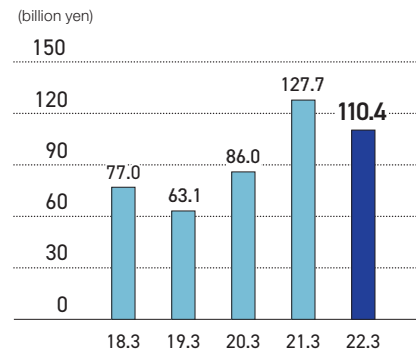
¥**1,586.8** billion



Ordinary profit

Fiscal year ended March 31, 2022

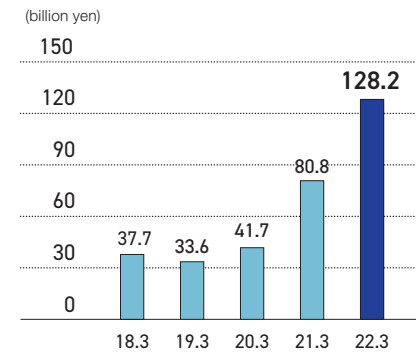
¥**110.4** billion



Profit attributable to owners of parent

Fiscal year ended March 31, 2022

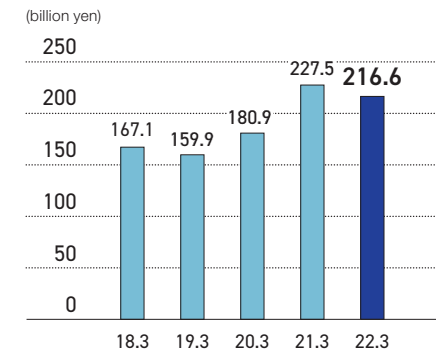
¥**128.2** billion



EBITDA

Fiscal year ended March 31, 2022

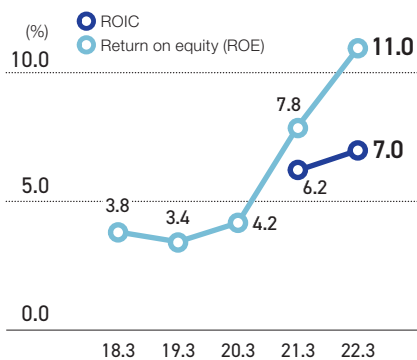
¥**216.6** billion



ROIC / Return on equity (ROE)

Fiscal year ended March 31, 2022

ROIC **7.0%** ROE **11.0%**

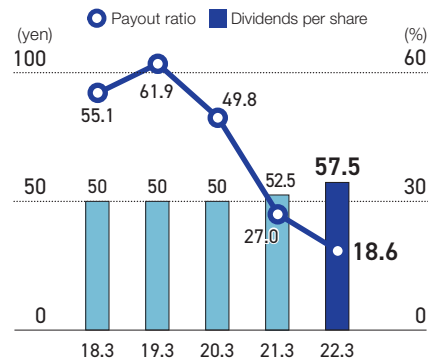


Payout ratio /

Dividends per share*

Fiscal year ended March 31, 2022

Payout ratio **18.6%** Dividends per share **¥57.5**

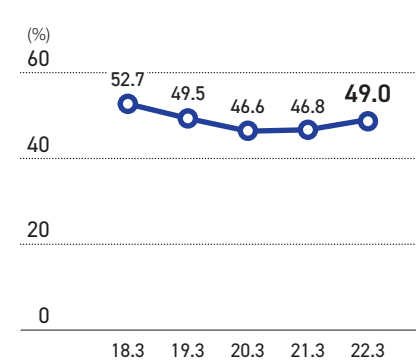


* Taking into account the effects of the 1-for-5 stock consolidation

Shareholders' equity ratio*

As of March 31, 2022

49.0%

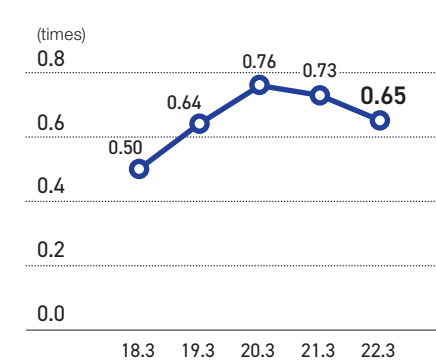


* Calculated taking into account "Partial Amendments to Accounting Standard for Tax Effect Accounting"

Debt equity ratio

As of March 31, 2022

0.65 times

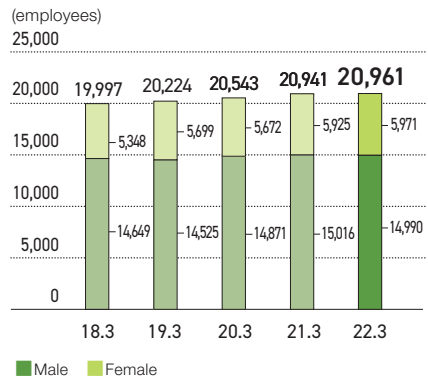


Non-Financial Data

Number of employees (Group)

Fiscal year ended March 31, 2022

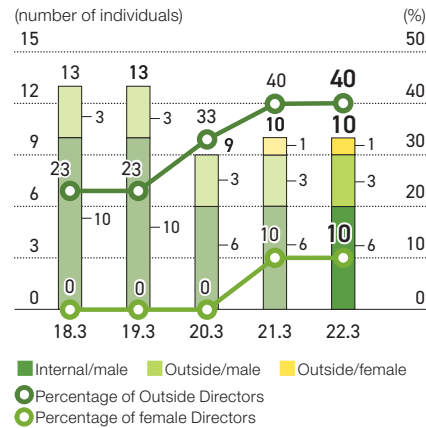
20,961



Number of Directors of Osaka Gas

Number of the individuals in officer ranks reflecting the election results at the Annual Meeting of Shareholders in the year

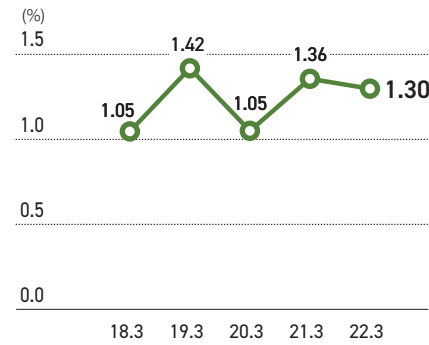
10



Job turnover rate

(Osaka Gas, employees under age 50) Fiscal year ended March 31, 2022

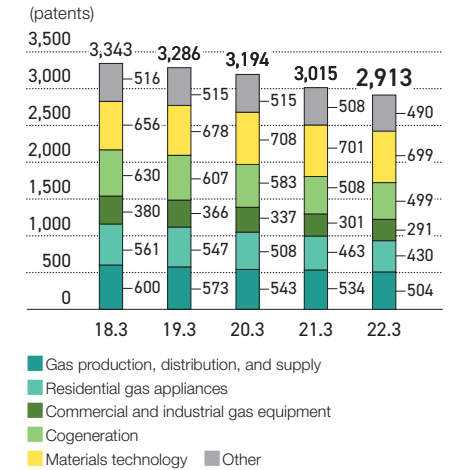
1.30%



Patent portfolio by business type (Group)

Fiscal year ended March 31, 2022

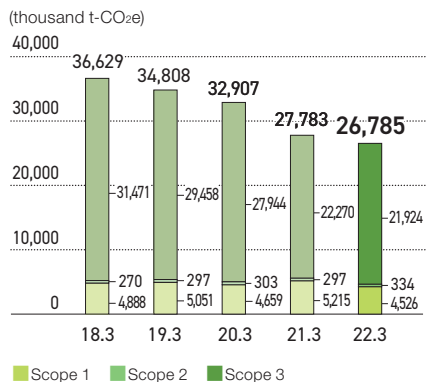
2,913 patents



Greenhouse gas emissions (Group)

Fiscal year ended March 31, 2022

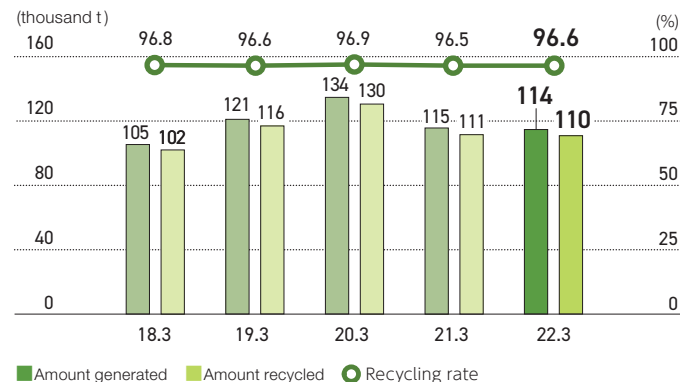
26,785 thousand t-CO₂e



Waste recycling rate (Group)

Fiscal year ended March 31, 2022

Waste recycling rate **96.6%**



Water use (Group)

Fiscal year ended March 31, 2022

Intake **594** million m³ Discharge **585** million m³

