

# 主要な経営数値 Key management figures

会計年度	FY	12.3	13.3	14.3
売上高	Net sales	1,294,781	1,380,060	1,512,581
営業利益	Operating profit	77,274	84,773	99,381
経常利益	Ordinary profit	75,694	90,125	106,044
親会社株主に帰属する当期純利益	Profit attributable to owners of parent	45,207	52,467	41,725
セグメント利益	Segment profit	82,911	91,109	107,299
EBITDA	EBITDA	176,536	173,927	191,105
(参考) EBITDA	(Reference)EBITDA	170,899	167,592	183,187
総資産 *1,2	Total assets *1,2	1,475,759	1,566,899	1,668,317
純資産 *1	Net assets *1	708,904	774,317	828,565
自己資本 *1	Shareholders' equity *1	684,584	747,802	798,964
負債 *1,2	Liabilities *1,2	766,855	792,581	839,752
有利子負債 *1,3	Balance of interest-bearing debt *1,3	541,349	540,199	573,586
営業活動によるキャッシュ・フロー	Cash flows from operating activities	122,793	129,597	154,225
投資活動によるキャッシュ・フロー	Cash flows from investing activities	-107,764	-116,791	-175,591
財務活動によるキャッシュ・フロー	Cash flows from financing activities	-8,279	-27,897	4,163
現金及び現金同等物の期末残高	Cash and cash equivalents at end of period	122,448	109,456	90,359
設備投資額	Capital expenditures	87,171	112,987	124,146
投資額 (設備投資額含む)	Investment (including capital expenditures)	107,914	130,282	183,936
品質向上投資	Investment for quality improvement	43,713	44,507	41,082
成長投資	Investment for growth	64,201	85,775	142,853
フリーキャッシュフロー	Free cash flow	15,028	12,805	-21,365
従業員数 (人) *1	Number of employees (Number of persons) *1	19,818	19,870	21,250
連結子会社数 (社) *1	Number of consolidated subsidiaries (Number of companies)*1	133	130	150
持分法適用関連会社数 (社) *1	Number of equity method affiliates (Number of companies)*1	9	9	12

\*1 各3月末時点

\*1 As of March 31

\*2 18.3期実績は「税効果会計に係る会計基準」の一部改正を考慮して算定

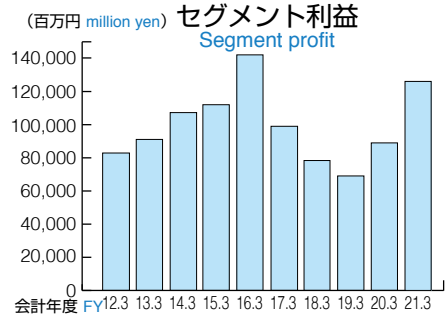
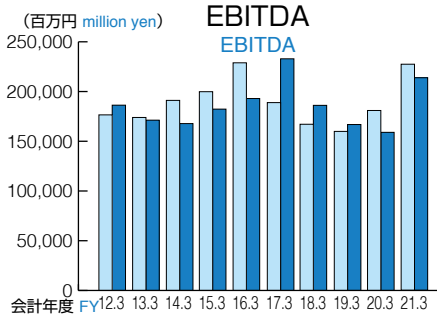
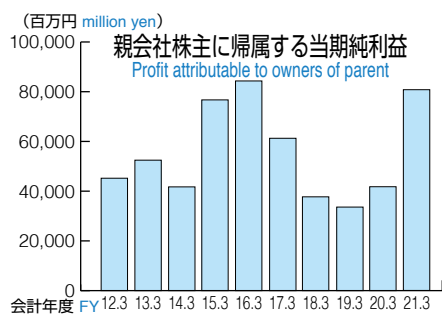
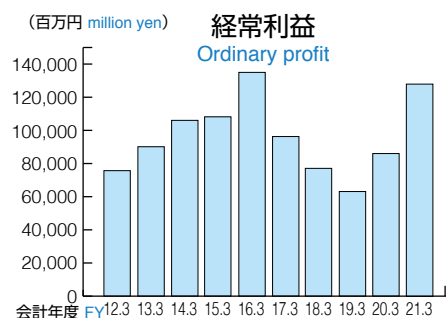
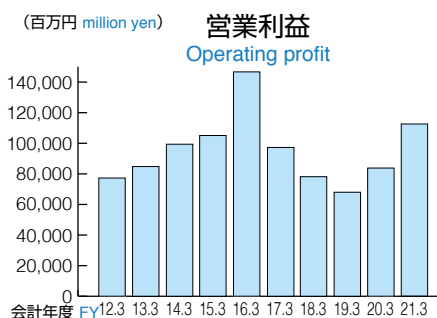
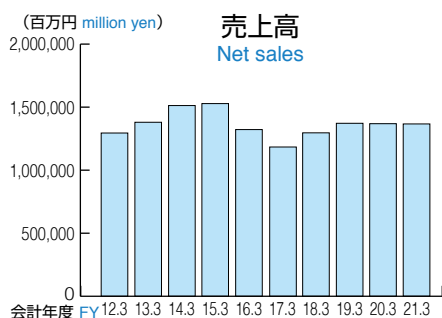
\*2 FY18.3 results are calculated taking in account of "Partial Amendments to Accounting standard for Tax Effect Accounting".

\*3 ( ) は劣後特約付き社債

\*3 ( ) Subordinated corporate bonds

セグメント利益 = 営業利益 + 持分法投資損益

Segment profit = Operating profit + share of profit (loss) of entities accounted for using equity method



EBITDA EBITDA  
(参考) EBITDA (Reference)EBITDA

(百万円 million yen)

	15.3	16.3	17.3	18.3	19.3	20.3	21.3
	1,528,164	1,322,012	1,183,846	1,296,238	1,371,863	1,368,689	1,364,106
	105,065	146,674	97,250	78,118	67,977	83,792	112,491
	108,173	134,986	96,276	77,087	63,103	86,018	127,752
	76,709	84,324	61,271	37,724	33,601	41,788	80,857
	112,055	142,136	99,036	78,376	69,073	89,018	126,109
	199,840	228,883	188,403	167,100	159,916	180,943	227,554
	192,850	233,421	186,617	166,841	158,820	175,717	213,936
	1,862,201	1,829,756	1,886,577	1,897,230	2,029,722	2,140,482	2,313,357
	918,869	935,786	991,870	1,028,799	1,035,044	1,027,667	1,114,597
	888,496	906,623	961,905	999,569	1,004,340	997,492	1,081,881
	943,331	893,970	894,706	868,430	994,678	1,112,815	1,198,759
	633,923	567,164	540,668	503,789	647,465	754,006 (100,000)	785,383 (175,000)
	156,908	281,819	148,801	168,731	65,116	182,892	219,797
	-110,704	-144,198	-137,527	-110,456	-204,192	-232,266	-198,354
	22,892	-90,716	-50,530	-51,591	85,262	79,272	-1,636
	162,793	209,367	166,912	171,061	115,769	146,813	166,762
	119,398	114,418	88,657	81,716	107,259	131,010	189,454
	137,175	153,902	134,046	115,494	210,164	225,896	221,383
	44,698	56,051	48,253	42,191	44,205	57,498	68,873
	92,476	97,850	85,792	73,303	165,958	168,398	152,510
	46,204	137,620	11,274	58,274	-139,076	-49,374	21,443
	20,982	20,844	20,762	19,997	20,224	20,543	20,941
	145	149	150	138	150	156	154
	13	16	18	19	23	23	27

主要な経営数値

EBITDA = 営業利益+減価償却費+のれん償却費(びわ湖ブルーエナジー株ののれん一括償却除く)+持分法投資損益

EBITDA = Operating profit + depreciation + amortization of goodwill (BIWAKO BLUE ENERGY Co., Ltd.'s one-time amortization of goodwill is excluded) + share of profit (loss) of entities accounted for using equity method

(参考) EBITDA = 営業利益+減価償却費+のれん償却費(びわ湖ブルーエナジー株ののれん一括償却除く)

(Reference) EBITDA = Operating profit + depreciation + amortization of goodwill (BIWAKO BLUE ENERGY Co., Ltd.'s one-time amortization of goodwill is excluded)

フリーキャッシュフロー = 営業活動によるキャッシュ・フロー - 投資活動によるキャッシュ・フロー

Free cash flow = Cash flows from operating activities - Cash flows from investing activities

