

This document has been translated from the Japanese original for reference purposes only. In the event of discrepancy between this translated document and the Japanese original, the original shall prevail. Please note that the English translation of the Audit Reports by the Accounting Auditor and the Audit & Supervisory Board is not published in this document.

(Securities Identification Code: 9532)

Report for the 205th Fiscal Year From
April 1, 2022 to March 31, 2023

To Our Shareholders:



I would like to express my deepest gratitude to our shareholders for your consistent support to the Daigas Group's business operations.

The Daigas Group ("the Group") aims to be an innovative and preferred energy & service company throughout the ages in line with our 2030 Long-term Management Vision. In addition, in accordance with our Medium-term Management Plan 2023 and Energy Transition 2030, we will strive to co-create "value for a sustainable future" with our stakeholders by pursuing the creation of value that contributes to solving social issues, with the aim of achieving a sustainable society, including realizing a low carbon/carbon neutral society and enhancing resilience of society.

The energy supply-demand balance is becoming increasingly unstable in the context of changes in the international situation and the trend towards decarbonization. As a result, with energy security more important than ever, the Group will continue to ensure stable supply, fulfilling its mission as an energy business operator. Furthermore, amid a drastically changing business environment, the Group will continue to work to actively and steadily proceed with our business operations to ensure fair and transparent business operations and maximize the value we provide to customers.

Your continued support would be greatly appreciated.

June 2023

Masataka Fujiwara
President

Table of Contents

Business Report

I. Current Situation of the Business Group 3
II. Officers 18
III. Shares 27
IV. Accounting Auditor 28

Consolidated Financial Statements

Consolidated Balance Sheet 29
Consolidated Statement of Income 30

Non-Consolidated Financial Statements

Non-Consolidated Balance Sheet 31
Non-Consolidated Statement of Income 32

(References)

Initiatives for Achieving a Low Carbon / Carbon Neutral Society 33
Shareholder Message Board 36

Business Report (April 1, 2022 to March 31, 2023)

I. Current Situation of the Business Group

1. Business Operations and Results

During the fiscal year under review, the Japanese economy showed signs of a recovery, with the progressive normalization of socioeconomic activity after the COVID-19 pandemic, including a gradual recovery in inbound demand. However, a sense of uncertainty remained regarding the economic outlook due to factors such as Russia's prolonged invasion of Ukraine.

In such a business environment, the Group has proactively conducted its businesses with the aim of becoming a corporate group that “powers continuous advancement in consumer life and business.”

Consolidated net sales for the fiscal year under review increased by 43.0% from the previous year to ¥2,275.1 billion, primarily due to an increase in sales from a higher unit selling price of city gas under the fuel cost adjustment system in the Domestic Energy Business and a rise in LNG prices, and an increase in sales from upstream projects in the USA and Australia in the International Energy Business (see Graph 1).

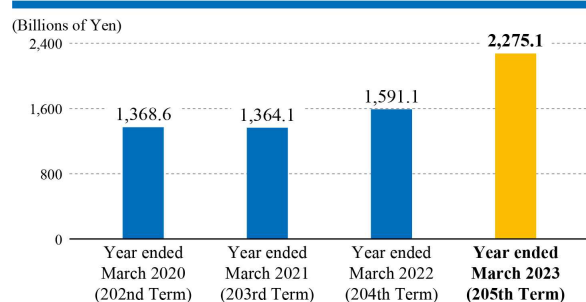
Consolidated ordinary profit decreased by 33.4% from the previous year to ¥75.6 billion. Although the negative impact of a time lag between fluctuations in raw material costs and their reflection in the unit selling price*¹ in the Domestic Energy Business was smaller than in the previous year, costs associated with procuring LNG increased due to a shutdown of the Freeport LNG project liquefaction base*², despite an increase in profit from the International Energy Business and Life & Business Solutions Business (see Graph 2).

Profit attributable to owners of parent decreased by 56.2% from the previous year to ¥57.1 billion (see Graph 3).

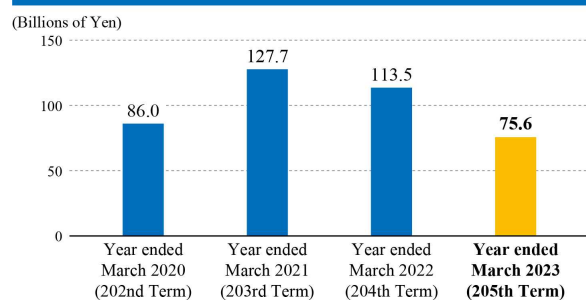
*1 There is a time lag between fluctuations in raw material and fuel costs and their reflection in the unit selling price under the fuel cost adjustment system, which causes a temporary increase/decrease in profit. This resulted in a temporary decrease in profit for this fiscal year and the previous year.

*2 A fire broke out at the liquefaction plant of the Freeport LNG Project (hereinafter “Project”), one of the Daigas Group's (hereinafter “Group”) investments and LNG sources, and the Project's operations at the plant had been suspended since. In response to the shutdown, we have prepared to secure replacement LNG for the volumes the Group originally planned to procure from the Project during the shutdown period and have arranged modification regarding the contracts related to its LNG procurement from the Project. The Project has restarted operations at the plant in February of this year.

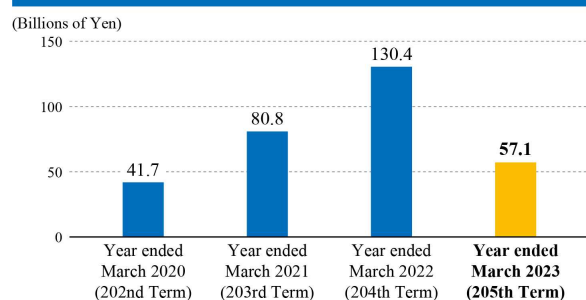
Graph 1 Transition of Consolidated Net Sales



Graph 2 Transition of Consolidated Ordinary Profit



Graph 3 Transition of Profit Attributable to Owners of Parent



An overview of the Group’s operations by business segment was as follows.

(1) Domestic Energy

Net sales increased by 47.1% from the previous year to ¥1,971.6 billion.

Gas

The city gas sales volume for residential use decreased by 8.2% from the previous year to 1,697 million cubic meters, primarily due to elevated air and water temperatures.

The city gas sales volume for business use decreased by 1.8% from the previous year to 5,148 million cubic meters primarily due to a decrease in operation of certain customers’ facilities.

As a result, total city gas sales volume decreased by 3.5% from the previous year to 6,845 million cubic meters.

City gas was supplied to 5,004 thousand accounts as of March 31, 2023.

Regarding city gas rates, for some gas rates, it was decided to amend and abolish upper limits for the average raw materials costs used to calculate rates based on the fuel cost adjustment system.

Regarding gas appliances and services for residential customers, we endeavored to develop and expand sales of products, such as the residential fuel cell cogeneration system “ENE-FARM*1,” as well as devices and equipment for hot water supply, air heating and cooking. In addition, we have worked to provide a range of services, including the “Sumikata Service” which involves repairing gas appliances and plumbing as well as disaster/crime prevention, the “Sumai LINK” digital life service platform, and “Sasuga Net” Internet services. We will continue to strive to enhance customers’ living environment.

In July 2022, the Company’s subsidiaries Osaka Gas Marketing Co., Ltd. and GlobalBase Corporation entered the order-made renovation business for used condominium units in Kansai. In October 2022, they opened MYRENO OSAKA, a showroom specializing in condominium renovations, in Osaka.



“ENE-FARM type S”



Publicizing “Sumai LINK TV Stick*”
*Enabling the Sumai LINK service to be used from devices such as home televisions



MYRENO OSAKA showroom

Regarding gas appliances and services for business use, we engaged in efforts to develop products and promote sales for such products as cogeneration systems*1, air-conditioning systems, kitchen instruments, boilers, industrial furnaces and burners. We also provided high-value-added solutions to meet customer needs, for example, “D-Lineup,” which helps to solve various management issues of customers from the viewpoint of decarbonization, decentralization, and digitalization, by utilizing our engineering capabilities.



Advertisement for “D-Lineup”

We are engaged in research and development of catalysts and combustion technologies, among others, that contribute to low-carbonization and decarbonization, such as basic research on high-efficiency SOEC methanation technology*2, which is expected to be a promising technology for decarbonization of city gas.



Conceptual image of a pilot plant in the SOEC methanation technology innovation business

In April 2022, together with the National Institute of Advanced Industrial Science and Technology, we proposed the “SOEC Methanation Technology Innovation Project” for the Green Innovation Fund Project*3. This proposal was adopted. We will strive to establish SOEC methanation technologies by the fiscal year ending March 31, 2031. In April 2022, we also announced the establishment of a new R&D base in the Torishima district of Konohana-ku, Osaka to promote research, development, and communication regarding carbon neutral technology.



New research and development center (expected appearance upon completion)

We promoted fuel conversion from fuels such as coal and petroleum to natural gas and the introduction of high-efficiency equipment, among other measures, as initiatives for the period of transition to a decarbonized society, and worked to reduce the CO₂ emissions of our customers.

To ensure stable supply and security, continuous efforts were made throughout the year to diversify natural gas procurement sources, ensure good maintenance and well-planned renovations of gas production and supply facilities including utilization of AI technology, promote the spread of gas appliances equipped with safety functions, and implement measures for earthquakes, tsunamis and COVID-19.

After the legal separation of our gas pipeline division in April 2022, we continued to make every effort to ensure security and prevent disasters based on the new structure and the results of operation and training drills, including the revision of rules concerning security and



Safety inspection at a supply facility

disaster prevention.

- *1 As a decentralized power source, it also contributes to improving the resilience of the energy supply.
- *2 A technology that uses SOEC (electrolysis element using a solid oxide), harnessing electricity generated from renewable sources for the electrolysis of water together with CO₂ to produce hydrogen and CO, then synthesizes methane, the main component in city gas, through catalyzation.
- *3 Under this fund project, with a scale of ¥2 trillion, the New Energy and Industrial Technology Development Organization accepts proposals with the aim of supporting key areas under the government's Green Growth Strategy.

Electricity

The electricity sales volume increased by 5.2% from the previous year to 15,883 million kWh.

The number of electricity subscribers under low-voltage electricity contracts reached 1.707 million as of March 31, 2023.

Regarding electricity rates, for some electricity rates, upper and lower limits were abolished for the average fuel costs used to calculate rates based on the fuel cost adjustment system.

We strived to offer a variety of electricity rate menus, such as those that can be used in combination with gas for a discount, those tailored to customers' lifestyles and hobbies, and those that contribute to decarbonization.

To achieve carbon neutrality by 2050, we have been actively promoting the expansion of renewable energy sources. As a result, the total contribution to the spread of renewable energy sources, including contributions from overseas included in the International Energy segment, reached about 2.11 million kW as of March 31, 2023.

The main renewable electricity sources that the Company has participated in during the fiscal year under review include a biomass power generation project in Gobo, Wakayama Prefecture (with generating capacity of 50,000 kW, commercial operation scheduled to start in September 2025; 35% ownership) and solar power generation projects in three locations in Japan, including Oita, Oita Prefecture (with generating capacity of about 130,000 kW, started commercial operation; 40% ownership in each silent partnership). In January 2023, the Noheji Mutsu Bay Wind Power Plant (with generating capacity of about 40,000 kW) in Noheji, Kamikita-gun, Aomori Prefecture, commenced commercial operation.

In April 2022, the Company concluded a capital and business alliance agreement with WEST HOLDINGS CORPORATION. We will engage in expanding integrated businesses from the development of renewable energy power sources to the sale of electricity.

Regarding the floating offshore wind farm power generation project of Goto, Nagasaki Prefecture, which we are promoting as part of a consortium represented by TODA CORPORATION, we received approval for the exclusive use of sea zones for the power plant (with total generating capacity of 20,000 kW) in April 2022, and began construction in October 2022.



Advertisement for electricity retail business



Oita Solar Power Plant (Oita Prefecture)



Floating offshore wind power generator (Nagasaki Prefecture) (expected appearance upon completion)

(2) International Energy

Net sales increased by 52.6% from the previous year to ¥123.2 billion.

Sabine Oil & Gas Corporation (100% ownership), operating a shale gas production and development business in Texas, USA, showed favorable performance due to productive development, with gas production surpassing planned results.



Shale gas mining area of Sabine Oil & Gas Corporation (Texas, US)

In the renewable energy business in North America, we concluded an agreement on the joint development of a solar power plant in the USA with Oriden LLC, a US renewable energy developer, in May 2022. In August 2022, we concluded an agreement with Summit Ridge Energy, LLC, which jointly develops decentralized solar power generation projects in Maine, USA, regarding the joint implementation of this business in Illinois, USA. We will continue to engage in expanding renewable energy power sources.

We also concluded agreements with energy business operators in North America, South America, Australia, and Asia regarding the joint consideration of the establishment of supply chains to contribute to e-methane* and other carbon-neutral energies.



Solar power plant developed by Summit Ridge Energy, LLC (Maine, US)

*Methane synthesized from non-fossil fuel energy sources.

(3) Life & Business Solutions

Net sales increased by 9.1% from the previous year to ¥258.5 billion.

Osaka Gas Urban Development Co., Ltd., a group company engaged in the urban development business, expanded its assets by acquiring seven rental apartment buildings, including “Urbanex Shinsaibashi EAST” (Osaka Prefecture). The company also completed the construction of five condominium buildings, including “SCENES Kyoto Nijo” (Kyoto Prefecture) during the fiscal year under review.

In April 2022, we decided on the renovation of the Osaka Gas Building owned by Osaka Gas Urban Development Co., Ltd., and the development of a complex (Gas Building West Wing) on the Group-owned land on the west side of the Gas Building.

In May 2022, we established Osaka Gas Urban Development Asset Management Co., Ltd., an asset management company, with a view to commencing a private REIT business. In December 2022, we also commenced construction of the logistics real estate facility in



Gas Building and Gas Building West Wing (expected appearance upon completion)

Konohana-ku, Osaka, a joint project with Mitsui Fudosan Co., Ltd. We will continue to engage in expanding our business domains.

OGIS-RI Co., Ltd., a group company engaged in the information solutions business, strove to provide comprehensive IT services, including consultation, design, development and operation of corporate information systems, as well as data centers and cloud services. In January 2023, it also acquired all the shares of Ammic Corporation, which is engaged in the development, introduction and operation support of package products of mission-critical operation systems for manufacturers.

Osaka Gas Chemicals Co., Ltd., a group company engaged in the material solutions business, strove to develop and expand sales of high-value-added materials, including fine materials, carbon products and preservatives.



“Xyladecor” wood preservative and coating agent

[Net Sales and Segment Profit (Loss) for Each Business Segment]

	Domestic Energy	International Energy	Life & Business Solutions
Net sales (Billions of Yen)	1,971.6	123.2	258.5
Percentage change from previous year (%)	+47.1	+52.6	+9.1
Percentage of net sales (%)	83.8	5.2	11.0
Segment profit (loss) (Billions of Yen)	(27.3)	69.7	29.2
Percentage change from previous year (%)	*	+57.3	+24.3
Percentage of segment profit (%)	(38.1)	97.3	40.8

* Segment profit (loss) was ¥44.1 billion in the previous year.

Note: The net sales and segment profit (loss) for each business segment include amounts relating to inter-segment transactions. Segment profit (loss) includes the share of profit (loss) of entities accounted for using equity method.

The Company has applied the Implementation Guidance on Accounting Standard for Fair Value Measurement (Accounting Standards Board of Japan (ASBJ) Guidance No. 31, June 17, 2021) from the beginning of the fiscal year under review.

In addition, whereas the Company previously prepared its consolidated financial statements based on “Regulation on Consolidated Financial Statements” and the “Accounting Rules for Gas Utility,” from the beginning of the fiscal year under review, it prepares these statements based only on “Regulation on Consolidated Financial Statements.” It has also changed the method used for revenue associated with the sale of gas to the method based on Article 103-2 of the “Implementation Guidance on Accounting Standard for Revenue Recognition” (ASBJ Guidance No. 30, March 26, 2021). The results for the previous fiscal year and year-on-year comparisons presented in this Business Report are based on figures calculated to reflect this change.

2. Principal Activities of the Group (as of March 31, 2023)

Business Segment	Major Businesses
Domestic Energy	Production, supply and sale of city gas, sale of gas appliances, gas piping work, sale of LNG, transportation of LNG, sale of LPG, industrial gases, and power generation and sale of electricity
International Energy	Development and investment relating to natural gas, etc. and supply of energy
Life & Business Solutions	Development and leasing of real estate, information processing service and sale of fine materials and carbon products

3. Capital Investment Activities

The amount of capital investments by the Group was ¥195.3 billion.

We lengthened the gas trunk and branch lines of Osaka Gas Network Co., Ltd. by 141 kilometers, bringing the total length to 51,684 kilometers as of the end of the fiscal year under review.

We also conducted activities such as works for ensuring stable supply and security at gas production and supply facilities, equipment works related to natural gas development and production businesses in our subsidiaries and construction of power plants.

4. Financing Activities

During the fiscal year under review, the Group borrowed ¥80.0 billion and repaid ¥39.5 billion of long-term loans. With respect to corporate bonds*¹, the Group issued ¥33.0 billion of standard bonds and ¥37.0 billion of transition bonds*² and redeemed ¥30.0 billion during the fiscal year under review.

*1. Short-term bonds are not included.

*2. The bonds are issued to fund initiatives in accordance with the Group's long-term transition strategy to reduce corporate greenhouse gas emissions.

5. Major Lenders (as of March 31, 2023)

Lenders	Loans Outstanding (Millions of Yen)
Resona Bank, Limited	79,102
MUFG Bank, Ltd.	44,602
Development Bank of Japan Inc.	33,542
Japan Bank for International Cooperation	23,028
The Bank of Kyoto, Ltd.	19,576

6. Outstanding Issues

(1) Management Policies

As “a corporate group that powers continuous advancement in consumer life and business,” the Group aims to create “Value for Customers,” “Value for Society,” “Value for Shareholders” and “Value for Employees” by providing various products and services relating to the energy business, including natural gas, electricity and LPG, and its peripheral services, and non-energy businesses, such as urban development, materials and information businesses. With the recognition that achieving sustainable growth is the Group’s biggest managerial issue in pursuing the above aim, the Group formulated the 2030 Long-term Management Vision “Going Forward Beyond Borders” in 2017 and the new Medium-term Management Plan 2023 “Creating Value for a Sustainable Future” and the “Carbon Neutral Vision” in 2021. In March 2023, we formulated “Energy Transition 2030,” which specifies initiatives for 2030, a period of transition to achieve a carbon neutral society.

In line with said vision and plan, the Group will contribute to the realization of a sustainable society by solving social issues and proactively promote its business operations with the aim of becoming an innovative and preferred energy & service company through the ages, while responding to changes in the business environment. Furthermore, we will promote initiatives to achieve carbon neutrality in the Group’s business activities and contribute to the realization of a low-carbon/decarbonized society.

(2) Priority Issues

Through our initiatives to “co-create value for a sustainable future” and “evolve our corporate group,” which are key strategies in the Medium-term Management Plan 2023, we aim to create value that contributes to solving social issues and practice portfolio management that accommodates changes in the future business environment based on three pillars— Domestic Energy Business, International Energy Business, and Life & Business Solutions Business. To achieve this, the Group will address the following issues.

(a) Domestic Energy Business

(i) Ensuring stable and economical procurement of fuels and raw materials

We endeavor to ensure the stable procurement of fuels and raw materials such as natural gas by diversifying sources, by way of procuring from many producers. Through the diversification of price indices and other efforts, we aim for procurement of fuels and raw materials which increases our market competitiveness.

In addition, in the event of unforeseen circumstances in fuels and raw materials procurement, we will utilize the know-how we have accumulated through trading and other activities to secure fuels and raw materials in a prompt and flexible manner.

(ii) Ensuring competitive power sources and expansion of renewable energies

Through such efforts as the development of new power sources and procurement of electricity through the wholesale power market, we will seek to construct a competitive portfolio of power sources. Particularly in renewable energy, we will promote development aimed at decarbonization and business participation, as well as expansion of procurement sources and acquisition of projects through collaboration and other means.

(iii) Stable and safe energy supply

With safe and stable operation as our top priority, we will continue to address such issues as the maintenance, reinforcement and renovation of facilities for gas production and supply and for power generation and the implementation of countermeasures against natural disasters including earthquakes and tsunamis and other events including the outbreak of infectious diseases for stable supply and improvement of resilience. We also continue to provide responses to emergencies such as gas leakages to secure safety at customer locations.

(iv) Expanding the marketer businesses

By encouraging wider use of gas cogeneration systems such as fuel cell systems, as well as gas air-conditioning systems, expanding the sales of electricity and LPG, expanding the menu of proposals that contribute to low-carbon/decarbonization such as D-Lineup, and building an energy network that combines decentralized power sources with renewable energy, we will contribute to the solution of social issues, including the shift to a low-carbon/decarbonized society and improvement of resilience. We will also enhance and broaden the range of life support services, such as the “Sumai LINK,” a digitally enabled life services platform, and the “Sumikata Service,” and services peripheral to the energy business, including the management and maintenance of buildings and facilities, air conditioning and ventilation, water treatment, and energy saving and the visualization of the operational status of facilities. In addition, we will offer fixed communication service as well as a range of energy rate menus according to customers’ lifestyles and business requirements so that we can contribute to the enhancement of customers’ living environment as well as their business growth. Furthermore, we will promote alliances with various business partners, including energy business operators in various locations, thereby expanding the marketer business in a wider geographic area.

(v) Developing energy infrastructure and expanding the engineering business

We will expand efforts to develop new energy infrastructure, such as LNG terminals. Toward the customers who are considering the use of LNG, we will propose solutions that meet the customers’ needs based on the expertise accumulated through our business experience, thereby broadening the scope of our engineering business.

(vi) Promoting a fair and efficient gas pipeline service business

As a general gas pipeline service business operator, we are committed to making continuous efforts to maintain and expand the demand for city gas, while ensuring neutrality and transparency and enhancing the convenience of the transportation service, and meeting the needs of communities and consumers.

(b) International Energy Business

We will steadily promote the projects we are currently undertaking, such as the shale gas development business operated by Sabine Oil & Gas Corporation in North America, and strive to ensure safe and stable operation in the liquefaction business of the Freeport LNG project in North America and the production business in Gorgon LNG project and Ichthys LNG project in Australia. In the IPP business, we will steadily proceed with the gas-fired power generation business, as well as the development and acquisition of renewable energy and other energy sources. In the marketer business, we will steadily operate gas, electric power, and energy service businesses and develop new projects, while also acquiring expertise in new areas through business participation, etc., by utilizing the knowledge we have cultivated in Japan. Furthermore, we will expand our energy infrastructure development and engineering business by proposing solutions that meet customers’ needs.

(c) Life & Business Solutions Business

Based on the expertise and knowledge accumulated through our energy businesses, we will offer products and services that capitalize our unique strengths in our non-energy businesses relating to urban development, materials and information, thereby helping our customers at home and abroad to achieve comfort, convenience and good health and contributing to the advancement of the life and business of our customers.

(d) Operating Foundations

(i) Practice of management with attention to ESG (Environment, Society and Governance)

In accordance with the “Daigas Group Charter of Business Conduct,” we will ensure corporate management, paying attention to ESG. In tandem with the parties involved with the supply chain of the Group at home and abroad, we will make continued efforts to gain greater trust from our customers and society.

On the environmental side, as the society goes through a period of transition to a decarbonized society, we will promote fuel conversion from coal and petroleum, etc. to natural gas and the introduction of highly efficient facilities, while further expanding efforts to reduce CO₂ emissions at customers’ sites and in our own business activities by introducing renewable energy and promoting carbon-neutral LNG and city gas. Furthermore, we will continue to develop technologies such as e-methane and hydrogen and establish supply chains in order to realize a decarbonized society. In addition, based on the recommendations of the Task Force on Climate-related Financial Disclosure (TCFD), we will work to enhance the disclosure of information on our decarbonization efforts. On the social front, we will promote human rights and occupational health and safety initiatives in accordance with the Daigas Group Human Rights Policy established in April 2021, based on international norms, and foster a culture of diversity and inclusion through the appointment of female officers and other means. In the area of governance, we will continue our efforts to raise awareness of compliance, strengthen our governance structure, and promote information security measures.

(ii) Promoting innovation, technological development and digital transformation

We will seek to increase value by creating new services utilizing the latest digital technologies and internal and external ideas, such as IoT and AI, and improve productivity through operation reforms and system renovations inside the Company.

We will also promote efforts to achieve higher efficiency and lower costs for gas appliances and facilities, including fuel cell systems, and to develop new technologies relating to materials, information processing, and the low-carbon/decarbonization efforts, etc.

(iii) Reinforcing human resources and organization

To achieve sustainable growth for the Group, we will promote the creation of an organization where diverse personnel can actively engage in diverse working styles and experience work satisfaction by growing through challenges and solving social issues. From a human resources standpoint, in addition to hiring and developing human talent who can create new value, we will strive to enhance employee engagement through initiatives to solve social issues and maximize employee value by accelerating the optimal allocation of human resources and ensuring high-quality communication. From an organizational standpoint, we will engage in initiatives to encourage active participation by diverse personnel by promoting diversity and inclusion, promote working styles independent of location, and foster a corporate culture that encourages employees to take on challenges and accept failures.

(3) Conclusion

The Group will continue to implement highly effective internal controls by monitoring and assessing its internal control system and providing necessary measures. With such system effectively in place, the Group tackles the issues described above and exerts ceaseless efforts to achieve sustainable growth by implementing the “Daigas Group Corporate Principles.”

The Group looks forward to the continued support and encouragement from all shareholders.

7. Financial Position and Profits and Losses

Division	Year ended March 2020 (202nd Term)	Year ended March 2021 (203rd Term)	Year ended March 2022 (204th Term)	Year ended March 2023 (205th Term)
Net sales (Millions of Yen)	1,368,689	1,364,106	1,591,120	2,275,113
Ordinary profit (Millions of Yen)	86,018	127,752	113,525	75,649
Profit attributable to owners of parent (Millions of Yen)	41,788	80,857	130,421	57,110
Basic earnings per share (Yen)	100.50	194.48	313.69	137.39
Total assets (Millions of Yen)	2,140,482	2,313,357	2,588,086	2,819,589
Net assets (Millions of Yen)	1,027,667	1,114,597	1,296,089	1,417,178

8. Major Offices, Plants and Employees (as of March 31, 2023)

(1) Major Offices, etc.

The Company	Head Office	Head Office (Osaka Prefecture)
	Offices	Osaka Office (Osaka Prefecture) Nambu Office (Osaka Prefecture) Hokubu Office (Osaka Prefecture) Tobu Office (Osaka Prefecture) Hyogo Office (Hyogo Prefecture) Keiji Office (Kyoto Prefecture)
	LNG Terminals	Semboku LNG Terminals (Osaka Prefecture) Himeji LNG Terminal (Hyogo Prefecture)
	Research Center	Energy Technology Laboratories (Osaka Prefecture)
Subsidiaries ¹		Osaka Gas Urban Development Co., Ltd. (Osaka Prefecture) OGIS-RI Co., Ltd. (Osaka Prefecture) Osaka Gas Chemicals Co., Ltd. (Osaka Prefecture) Osaka Gas Network Co., Ltd. (Osaka Prefecture) Osaka Gas Marketing Co., Ltd. (Osaka Prefecture) Daigas Energy Co., Ltd. (Osaka Prefecture) Daigas Gas and Power Solution Co., Ltd. (Osaka Prefecture) Osaka Gas USA Corporation (Texas, USA)

(2) Employees

Business Segment	Number of Employees ²
Domestic Energy	11,331
International Energy	338
Life & Business Solutions	9,348
Total	21,017

Notes:

1. The head office locations of the principal subsidiaries are shown as major offices.
2. The above number of employees indicates the number of employees currently on duty.

9. Business Transfers, Absorption-type Splits, etc.

On April 1, 2022, the Company transferred the general gas pipeline service business and other businesses by means of an absorption-type company split to Osaka Gas Network Co., Ltd. On April 1, 2023, the Company transferred part of its residential-use gas appliances sales and construction businesses by means of an absorption-type company split to Osaka Gas Marketing Co., Ltd.

10. Outline of Principal Subsidiaries (as of March 31, 2023)

The Group treats the following affiliated companies that play a central role in energy business and other businesses and that are positioned as elementary units for the management of the Group as Core Non-Energy Business Companies, Network Company, Core Energy Business Companies, and Overseas Regional Headquarters, which the Group recognizes as principal subsidiaries.

Category	Company	Capital	Holding	Main Activities
Core Non-Energy Business Companies	Osaka Gas Urban Development Co., Ltd.	¥1,570 mil.	100%	Development, leasing, management, and sale of real estate
	OGIS-RI Co., Ltd.	¥440 mil.	100%	Development of software and information processing services via computers
	Osaka Gas Chemicals Co., Ltd.	¥14,231 mil.	100%	Manufacture and sale of fine materials, carbon products, etc.
Network Company	Osaka Gas Network Co., Ltd.	¥6,000 mil.	100%	General gas pipeline service business, etc. (city gas transportation service, gas piping work, etc.)
Core Energy Business Companies	Osaka Gas Marketing Co., Ltd.	¥100 mil.	100%	Sales of gas and electricity for residential use; sales and maintenance of gas appliances; and home renovation
	Daigas Energy Co., Ltd.	¥310 mil.	100%	Sales of gas and electricity for business use; sales and maintenance of gas appliances; energy service business; sales of LNG and LPG; and heat supply business
	Daigas Gas and Power Solution Co., Ltd.	¥100 mil.	100%	Operation and maintenance of LNG terminals and power plants; power generation and sales of electricity; and engineering service business
Overseas Regional Headquarters	Osaka Gas USA Corporation	US\$1	100%	Investment, etc. relating to natural gas and energy supply businesses in North America

Note: The Group has 154 consolidated subsidiaries, including the above eight principal subsidiaries.

II. Officers

1. Details of Directors and Audit & Supervisory Board Members (as of March 31, 2023)

Position	Name	Business in Charge	Significant Concurrent Positions
Chairman and Director	Takehiro Honjo		Chairperson of The Japan Gas Association Member of the Osaka Prefectural Public Safety Commission Director of Asahi Broadcasting Group Holdings Corporation Director of Osaka Gas Urban Development Co., Ltd.
Representative Director and President Executive President	Masataka Fujiwara		Director of OGIS-RI Co., Ltd. Director of Osaka Gas Chemicals Co., Ltd.
Representative Director Executive Vice-President	Tadashi Miyagawa	Head of Technology Head of Carbon Neutral Promotion In charge of: Tokyo Branch Responsible for: LNG, Power & Engineering Business Unit and Innovation Headquarters Osaka Gas Chemicals Co., Ltd.	Director of Osaka Gas Chemicals Co., Ltd.
Representative Director Executive Vice-President	Takeshi Matsui	Head of ESG Promotion President of Corporate Planning Headquarters Responsible for: Energy Resources & International Business Unit OGIS-RI Co., Ltd.	Director of OGIS-RI Co., Ltd.
Representative Director Executive Vice-President	Takayuki Tasaka	In charge of: Overall Representative Responsible for: Energy Solution Business Unit Secretariat, Corporate Communication Dept., Human Resources Dept., General Affairs Dept. and Purchasing Dept. Osaka Gas Urban Development Co., Ltd.	Director of Osaka Gas Urban Development Co., Ltd.
Director Senior Executive Officer	Fumitoshi Takeguchi	In charge of: Secretariat, Corporate Communication Dept., Human Resources Dept., General Affairs Dept., Purchasing Dept. and Auditing Dept.	
Director	Hideo Miyahara		Guest Professor, Graduate School of Information Science and Technology of Osaka University Representative Director of KNOWLEDGE CAPITAL

Position	Name	Business in Charge	Significant Concurrent Positions
Director	Kazutoshi Murao		Counselor to the president of NIPPON TELEGRAPH AND TELEPHONE WEST CORPORATION Vice Chairman of Kansai Economic Federation Director of Keihan Holdings Co., Ltd.
Director	Tatsuo Kijima		Advisor of West Japan Railway Company Audit & Supervisory Board Member of Sumitomo Electric Industries, Ltd.
Director	Yumiko Sato		Trustee of Otemon Gakuin Educational Foundation
Audit & Supervisory Board Member (full-time)	Toshimasa Fujiwara		
Audit & Supervisory Board Member (full-time)	Hisaichi Yoneyama		
Audit & Supervisory Board Member	Eiji Hatta		Chancellor and Chairperson of the Board of Trustees of The Doshisha Chairman of Japan Student Baseball Association Vice Chairman of Japan University Auditors Association
Audit & Supervisory Board Member	Shigemi Sasaki		Governor of Japan Bar Association and Head of Kinki Branch of Japan Bar Association
Audit & Supervisory Board Member	Eriko Nashioka		Representative Director of Institute for Environmental Management Accounting Director of Nashioka Accounting Office Audit & Supervisory Board Member of Sansha Electric Manufacturing Co., Ltd. Director (Audit & Supervisory Committee Member) of FUKUSHIMA GALILEI CO. LTD.

Notes:

- 1) “Responsible for” in the “Business in Charge” column means monitoring and providing advice and suggestions concerning the operations of specific headquarters, organization, position, Core Non-Energy Business Company or person in a designated position according to its managerial importance, effect on business management and other factors.
- 2) Directors Hideo Miyahara, Kazutoshi Murao, Tatsuo Kijima and Yumiko Sato are outside directors as specified in Article 2, Item 15 of the Companies Act.
- 3) Audit & Supervisory Board Members Eiji Hatta, Shigemi Sasaki and Eriko Nashioka are outside audit & supervisory board members as specified in Article 2, Item 16 of the Companies Act.
- 4) All of the outside Directors and outside Audit & Supervisory Board Members have been notified as independent officers pursuant to the provisions prescribed by the Tokyo Stock Exchange.

- 5) There are no special relationships between the entities set out in the column “Significant Concurrent Positions” for each outside Director/outside Audit & Supervisory Board Member and the Company.
- 6) Audit & Supervisory Board Member Eriko Nashioka was newly appointed at the 204th Annual Meeting of Shareholders held on June 28, 2022, and assumed office on the same day.
- 7) Audit & Supervisory Board Member Eriko Nashioka is qualified as a certified public accountant and tax accountant, and possesses substantial expertise related to finance and accounting.
- 8) In the column of “Significant Concurrent Positions,” “Director of Asahi Broadcasting Group Holdings Corporation” for Director Takehiro Honjo and “Director of Keihan Holdings Co., Ltd.” for Director Kazutoshi Murao are both outside director positions, and “Director of FUKUSHIMA GALILEI CO. LTD.” for Audit & Supervisory Board Member Eriko Nashioka is an outside director (audit & supervisory committee member) position. “Audit & Supervisory Board Member of Sumitomo Electric Industries, Ltd.” for Director Tatsuo Kijima and “Audit & Supervisory Board Member of Sansha Electric Manufacturing Co., Ltd.” for Audit & Supervisory Board Member Eriko Nashioka are both outside auditor positions.
- 9) Changes in the “Significant Concurrent Positions” during the fiscal year under review (excluding changes that occurred prior to the assumption of office as Audit & Supervisory Board Member of the Company):
Director Tadashi Miyagawa retired as Director of OGIS-RI Co., Ltd. as of April 1, 2022.
Director Takeshi Matsui assumed the position of Director of OGIS-RI Co., Ltd. as of April 1, 2022.
Director Hideo Miyahara retired as Director of West Japan Railway Company as of June 23, 2022.

2. Indemnity Agreement

The Company has concluded indemnity agreements with the Directors and Audit & Supervisory Board Members listed in “II. 1. Details of Directors and Audit & Supervisory Board Members” above for the purpose of indemnifying them for the costs set forth in Article 430-2, Paragraph 1, Item 1 of the Companies Act and the losses set forth in Item 2 of the same Paragraph to the extent permitted by laws and regulations.

In order to ensure that the said indemnity agreement does not impair the appropriateness of the execution of duties by officers, the Company mainly stipulates the following matters in the said indemnity agreement.

- The maximum amount of indemnification per event
- Indemnification will not apply to costs or losses incurred as a result of duties executed while being aware that they violate laws and regulations
- A portion of the losses shall be borne by the officer himself/herself

3. Directors and Officers Liability Insurance Contract

The Company has concluded an insurance contract with an insurance company to cover damages, etc. (compensation for statutory damages, litigation costs, etc.) incurred by the insured as a result of claims for damages against them, with the Company and its Directors, Audit & Supervisory Board Members, executive officers, employees in middle management^{*1} and officers dispatched to external entities^{*2} as the insured^{*3}.

*1 Important employees such as heads of basic organizations who are appointed by the resolution of the Board of Directors.

*2 Persons who hold the position of director, executive officer, audit & supervisory board member, or accounting advisor under the Companies Act (including positions that are considered equivalent to these positions) at an external corporation as per the Company’s instructions, etc.

*3 Includes persons who resigned or retired from the insured position on or after January 25, 1992, and persons who were newly appointed to the insured position during the insurance period.

In order to ensure that the said insurance contract does not impair the appropriateness of the execution of duties by the insured, the Company mainly stipulates the following matters in the said insurance contract.

- The total limit of insurance claims during the insurance period
- Insurance claims will not cover damages caused by illegal acceptance of personal benefits or provision of convenience, criminal conducts, etc.
- A portion of the damage shall be borne by the insured himself/herself

Insurance premiums under the insurance contract are fully borne by the Company.

4. Outside Officers

(1) Principal Activities

The principal activities of outside officers are shown in the table below.

The Company expects outside Directors to participate in decision-making as members of the Board of Directors, and to monitor and supervise the execution of duties by executive Directors from an independent position based on their experience, knowledge and other assets. They appropriately fulfill their roles by attending and making comments at meetings of the Board of Directors and the voluntarily appointed advisory committee.

Position	Name	Attendance and Comments
Director	Hideo Miyahara	Hideo Miyahara attended 13 out of 13 meetings of the Board of Directors. He made comments as appropriate based on his considerable experience and extensive knowledge in organizational management and from his independent position as an outside Director.
Director	Kazutoshi Murao	Kazutoshi Murao attended 13 out of the 13 meetings of the Board of Directors. He made comments as appropriate based on his considerable experience and extensive knowledge in corporate and organizational management and from his independent position as an outside Director.
Director	Tatsuo Kijima	Tatsuo Kijima attended 13 out of the 13 meetings of the Board of Directors. He made comments as appropriate based on his considerable experience and extensive knowledge in corporate and organizational management and from his independent position as an outside Director.
Director	Yumiko Sato	Yumiko Sato attended 13 out of the 13 meetings of the Board of Directors. She made comments as appropriate based on her deep insight in life and culture and from her independent position as an outside Director.
Audit & Supervisory Board Member	Eiji Hatta	Eiji Hatta attended 13 out of 13 meetings of the Board of Directors and attended 14 out of 14 meetings of the Audit & Supervisory Board. He made comments as appropriate based on his considerable experience and extensive knowledge in organizational management and from his independent position as an outside Audit & Supervisory Board Member.
Audit & Supervisory Board Member	Shigemi Sasaki	Shigemi Sasaki attended 13 out of 13 meetings of the Board of Directors and 14 out of 14 meetings of the Audit & Supervisory Board. He made comments as appropriate based on his considerable experience and specialized knowledge as a legal professional and from his independent position as an outside Audit & Supervisory Board Member.
Audit & Supervisory Board Member	Eriko Nashioka	Eriko Nashioka attended 11 out of 11 meetings of the Board of Directors and 11 out of 11 meetings of the Audit & Supervisory Board held after she assumed the office of Audit & Supervisory Board Member of the Company on June 28, 2022. She made comments as appropriate based on her considerable experience and deep insight in finance, accounting, and ESG and from her independent position as an outside Audit & Supervisory Board Member.

(2) Summary of Agreement Limiting Liability

Pursuant to the provisions of Article 427, Paragraph 1 of the Companies Act and the Company's Articles of Incorporation, the Company has an agreement with each of the outside Directors and outside Audit & Supervisory Board Members to limit the liability for damages under Article 423, Paragraph 1 of the Companies Act to the minimum liability amount provided for in laws and regulations.

5. Remuneration for Directors and Audit & Supervisory Board Members

(1) Decision Policies on Content of Remuneration, etc. for Each Individual Director

The Company has established a policy on determining the content of remuneration, etc. for each individual Director (hereinafter the “Policy on Determining Remuneration”) as prescribed by the resolution of the Board of Directors after deliberation at a voluntarily appointed advisory committee made up of a majority of the outside Directors. This policy is summarized in the table* below.

* The coefficient of ESG indicators achievement in the previous year in performance-linked remuneration will be applied from July 2023 onward for the compensation to be paid based on the results of the fiscal year under review.

Policy on Determining Remuneration
<p>Basic Approach</p> <p>Remuneration for Directors shall be provided in a remuneration system designed to raise motivation for Directors to achieve sustainable growth and mid- to long-term increase in corporate value. Remuneration for Directors other than outside Directors shall consist of basic remuneration as fixed remuneration, performance-linked remuneration and stock-based remuneration, and remuneration for outside Directors shall only consist of basic remuneration as fixed remuneration, as they have a standpoint independent of business execution.</p> <p>Remuneration for Directors shall be determined within the total amount of remuneration approved at the Annual Meeting of Shareholders, after deliberation at a voluntarily appointed advisory committee made up of a majority of the outside Directors, from the perspective of ensuring objectivity and seeking transparency in the decision-making process.</p>
<p>Basic Remuneration</p> <p>Basic remuneration shall be monetary remuneration paid on a monthly basis. The amount shall be determined in accordance with the rules prescribed by the resolution of the Board of Directors, while considering such factors as each Director’s position and responsibilities, public standards, and other factors.</p>
<p>Performance-linked Remuneration</p> <p>Performance-linked remuneration shall be monetary remuneration paid on a monthly basis. The amount shall be determined using the profit attributable to owners of parent for the past three years and the coefficient of ESG indicators achievement in the previous year as the main indicator to encourage contribution to short-term and mid- to long-term increases in corporate value.</p>
<p>Stock-based Remuneration</p> <p>Restricted stock shall be granted at a certain time every year for the purpose of strengthening the linkage between remuneration and mid- to long-term increase in corporate value and further promoting sharing of value with the shareholders. The number of shares to be granted shall be determined with consideration for the positions and responsibilities of each Director and stock prices, etc.</p>
<p>Ratio by Type of Remuneration</p> <p>For Directors other than outside Directors, the standard ratio of basic remuneration, performance-linked remuneration, and stock-based remuneration should be 5:4:1. Remuneration for outside Directors shall fully consist of basic remuneration.</p>
<p>Procedures for Determining Remuneration</p> <p>The content of remuneration for each individual Director shall be made in accordance with the rules</p>

prescribed by the resolution of the Board of Directors, and, after deliberation at the voluntarily appointed advisory committee, shall be determined by the resolution of the Board of Directors. However, the content of monetary remuneration may be determined by the Representative Director and President based on delegation of authority by the resolution of the Board of Directors.

(2) Resolution of the Annual Meeting of Shareholders on Remuneration, etc. of Directors

The amount of monthly monetary remuneration for Directors (including outside Directors) was resolved at the 203rd Annual Meeting of Shareholders held on June 25, 2021 to be up to ¥57 million.

In addition, at the same Annual Meeting of Shareholders, it was also resolved that the total amount of monetary remuneration to be paid to Directors (excluding outside Directors) for granting restricted stock shall not exceed ¥72 million per year (¥6 million per month) and that the total number of common shares of the Company to be issued or disposed of by the Company in exchange for the contribution of monetary remuneration claims shall not exceed 48 thousand shares per year.

As of the end of the said Annual Meeting of Shareholders, the number of Directors who are eligible for the monthly monetary remuneration was ten (including four outside Directors) and the number of Directors who are eligible for stock-based remuneration was six.

(3) Delegation, etc. of Decision of Content of Remuneration, etc. for Each Individual Director

Of the remuneration paid to each Director during the fiscal year under review, the amount of monthly monetary remuneration and the timing and method of payment, among other factors, were determined by Representative Director and President Masataka Fujiwara based on delegation of authority by a resolution of the Board of Directors. The Company has delegated the above authority to the Representative Director and President, as the position is considered to be the best suited to determine the contents of remuneration, taking into account the status of the execution of duties by each executive Director while maintaining a comprehensive view of the Company's performance.

In addition, to ensure that the authority of the Representative Director and President is exercised appropriately, the delegation of authority is conducted so that the remuneration amount, etc. for each individual Director is determined in accordance with the Policy on Determining Remuneration and the rules prescribed by the resolution of the Board of Directors, while considering such factors as each Director's position and responsibilities, public standards, and the Company's business performance, after deliberation at a voluntarily appointed advisory committee made up of a majority of the outside Directors. As the amount of remuneration, etc. for each individual Director is determined through such a procedure, the Board of Directors has judged that the content of remuneration, etc. for each individual Director for the fiscal year under review is in line with the Policy on Determining Remuneration.

(4) Resolution of the Annual Meeting of Shareholders and Decision on Remuneration, etc. for Audit & Supervisory Board Members

The amount of remuneration for Audit & Supervisory Board Members was approved at the 176th Annual Meeting of Shareholders held on June 29, 1994 to be up to ¥14 million per month. The number of Audit & Supervisory Board Members at the end of said Annual Meeting of Shareholders was five.

The amount of remuneration for each Audit & Supervisory Board Member shall be determined through discussions among Audit & Supervisory Board Members within this amount, and consisting only of fixed remuneration because they are assigned the role of auditing the execution of duties by Directors from a standpoint independent of the performance of the Company's businesses, and taking into consideration the position, etc. of each Audit & Supervisory Board Member.

(5) Remuneration Paid to Directors and Audit & Supervisory Board Members

	Total amount of remuneration (Millions of Yen)			Number of eligible officers	
	Fixed	Performance-linked	Non-monetary		
Directors (excluding outside Directors)	417	183	187	46	6
Audit & Supervisory Board Members (excluding outside Audit & Supervisory Board Members)	69	69	—	—	2
Outside Directors	48	48	—	—	4
Outside Audit & Supervisory Board Members	36	36	—	—	4

Notes:

1. The total amounts of remuneration paid to Directors, Audit & Supervisory Board Members and outside officers were ¥465 million, ¥105 million and ¥84 million, respectively.
2. The amount of remuneration and the number of outside Audit & Supervisory Board Members include the amount for one Audit & Supervisory Board Member who retired at the end of the 204th Annual Meeting of Shareholders held on June 28, 2022.
3. The amount of performance-linked remuneration is calculated mainly by multiplying the fixed remuneration by a coefficient calculated using the profit attributable to owners of parent for the past three years as the primary indicator. Results for profit attributable to owners of parent are as detailed in “I. 7. Financial Position and Profits and Losses” above. This performance indicator has been selected because the Company has judged that it will contribute to raising motivation for Directors to achieve short-term and mid- to long-term increases in corporate value.
4. The Company grants restricted stock to Directors (excluding outside Directors, hereinafter referred to as “Eligible Directors”) as non-monetary remuneration (stock-based remuneration). Based on the resolution of the Board of Directors, the Company pays monetary remuneration for the grant of restricted stock to the Eligible Directors, and the Eligible Directors receive the Company’s treasury shares in exchange for contributing all of the rights to receive monetary remuneration in kind. The restricted transfer period is the period from the date of receipt of allotment of shares to the date of retirement. The restriction on transfer will be lifted upon expiration of the restricted transfer period, provided that the retirement of the Eligible Director is due to reasons, etc., that the Company deems justifiable. The specific timing and allocation of payments to Eligible Directors are determined by the Board of Directors, and the number of shares allocated to Eligible Directors during the fiscal year under review is as described in “III. 3. Status of shares delivered to officers of the Company as compensation for the performance of the duties during the fiscal year under review” below.

III. Shares (as of March 31, 2023)

1. Number of Shares Issued and Number of Shareholders

Number of Authorized Shares	700,000,000 shares
Number of Shares Issued and Outstanding*	416,680,000 shares
Number of Shareholders	93,657

*1,000,693 treasury shares are included.

2. Principal Shareholders

Shareholders	Number of shares held (1,000 shares)	Shareholding ratio (%)
The Master Trust Bank of Japan, Ltd. (trust account)	67,279	16.19
Custody Bank of Japan, Ltd. (trust account)	25,601	6.16
Nippon Life Insurance Company	13,469	3.24
MUFG Bank, Ltd.	11,188	2.69
Resona Bank, Limited	10,555	2.54
STATE STREET BANK WEST CLIENT-TREATY 505234	9,296	2.24
Aioi Nissay Dowa Insurance Co., Ltd.	5,973	1.44
Meiji Yasuda Life Insurance Company	5,838	1.40
JP MORGAN CHASE BANK 385781	5,204	1.25
STATE STREET BANK AND TRUST COMPANY 505103	5,200	1.25

Note: The number of treasury shares is excluded from the “Number of Shares Issued and Outstanding” in calculating the shareholding ratios.

3. Status of shares delivered to officers of the Company as compensation for the performance of the duties during the fiscal year under review

Officers	Number of shares	Number of officers
Directors (excluding outside Directors)	18,300 shares	6

Note: The Company disposed of 52,700 shares of its treasury stock on July 20, 2022 as stock-based compensation to the above six Directors and twenty Executive Officers who do not concurrently serve as Directors.

4. Policy on the determination of dividends of surplus, etc.

The Company’s policy on the determination of dividends of surplus is to base dividend decisions on the principle of maintaining stable dividends while aiming for a consolidated payout ratio of at least 30%, upon consideration of factors such as financial results and future management plans and excluding short-term causes of fluctuation in profits.

Year-end dividends are, in principle, determined by resolution of the Shareholders’ Meeting, are may only be determined by resolution of the Board of Directors, based on the provisions of Article 30, Paragraph 1 of the Articles of Incorporation, where a resolution of the Shareholders’ Meeting is not possible due to epidemic, natural disaster, or similar cause.

IV. Accounting Auditor

1. Name of Accounting Auditor

KPMG AZSA LLC

2. Remuneration, etc., for Accounting Auditor

(1) Amount of Fees and Other Charges Payable to the Accounting Auditor for the Fiscal Year under Review

	Fees for audit and attestation services (Millions of Yen)	Fees for non-audit services (Millions of Yen)
The Company	111*	13
The Company's subsidiaries	158	28
Total	269	41

*As the audit fees under the Companies Act and those under the Financial Instruments and Exchange Act are not separated for the purpose of the audit contract executed between the Company and the accounting auditor and are impractical to separate, the amount specified above is the total amount of audit fees payable under both Acts.

(2) Reason for the Audit & Supervisory Board's Consent for Remuneration, etc., for the Accounting Auditor

The Audit & Supervisory Board considered such items as the accounting auditor's audit plans, the status of the accounting auditor pursuing its duties and the basis of estimates for remuneration. As a result, the Audit & Supervisory Board judged that the remuneration, etc., for the accounting auditor was appropriate and provided consent as stipulated in Article 399, Paragraph 1 of the Companies Act.

3. Non-Audit Services

The Company entrusted duties such as the provision of professional advice on accounting and tax affairs relating to the group tax sharing system to the accounting auditor and paid consideration therefor.

4. Policy on Decision of Dismissal or Non-Reappointment of Accounting Auditor

In the event that the accounting auditor falls under any of the items of Article 340, Paragraph 1 of the Companies Act, the Company's Audit & Supervisory Board will dismiss the accounting auditor upon the unanimous agreement of all Audit & Supervisory Board Members. In addition, in the event that the accounting auditor's proper performance of its duties is found to be difficult based on the Audit & Supervisory Board's comprehensive evaluation of the accounting auditor in terms of qualifications, expertise and independence, the Audit & Supervisory Board will determine the content of a proposal regarding the dismissal or non-reappointment of the accounting auditor to be submitted to the shareholders' meeting.

Consolidated Balance Sheet (As of March 31, 2023)

(Millions of Yen)

Assets		Liabilities	
Current assets	780,936	Current liabilities	459,798
Cash and deposits	85,087	Notes and accounts payable - trade	69,142
Notes and accounts receivable - trade, and contract assets	279,602	Other	390,656
Lease receivables and investment in leases	58,732	Non-current liabilities	942,611
Inventories	219,380	Bonds payable	425,018
Other	139,265	Long-term borrowings	386,516
Allowance for doubtful accounts	(1,132)	Retirement benefit liability	19,703
		Other	111,372
Non-current assets	2,038,652	Total liabilities	1,402,410
Property, plant and equipment	1,243,788	Net assets	
Buildings and structures	187,685	Shareholders' equity	1,159,295
Machinery, equipment and vehicles	616,247	Share capital	132,166
Land	231,327	Capital surplus	19,096
Construction in progress	182,611	Retained earnings	1,010,078
Other	25,917	Treasury shares	(2,045)
Intangible assets	105,120	Accumulated other comprehensive income	232,125
Investments and other assets	689,743	Valuation difference on available-for-sale securities	68,085
Investment securities	440,911	Deferred gains or losses on hedges	25,268
Retirement benefit asset	116,038	Revaluation reserve for land	(1,947)
Deferred tax assets	35,148	Foreign currency translation adjustment	97,838
Other	98,343	Remeasurements of defined benefit plans	42,881
Allowance for doubtful accounts	(699)	Non-controlling interests	25,757
		Total net assets	1,417,178
Total assets	2,819,589	Total liabilities and net assets	2,819,589

Consolidated Statement of Income (April 1, 2022 to March 31, 2023)

(Millions of Yen)

Account	Amount
Net sales	2,275,113
Cost of sales	1,992,892
[Gross profit]	[282,221]
Selling, general and administrative expenses	222,219
[Operating profit]	[60,001]
Non-operating income	38,950
Interest income	4,308
Dividend income	3,894
Share of profit of entities accounted for using equity method	12,929
Other	17,816
Non-operating expenses	23,302
Interest expenses	13,167
Other	10,134
[Ordinary profit]	[75,649]
Extraordinary income	17,418
Gain on sale of investment securities	17,418
Extraordinary losses	9,357
Impairment losses	4,470
Loss on disaster	4,887
[Profit before income taxes]	[83,710]
Income taxes - current	28,869
Income taxes - deferred	(3,717)
[Profit]	[58,558]
Profit attributable to non-controlling interests	1,448
Profit attributable to owners of parent	57,110

Non-Consolidated Balance Sheet (As of March 31, 2023)

(Millions of Yen)

Assets		Liabilities	
Current assets	491,835	Current liabilities	453,002
Cash and deposits	10,264	Accounts payable - trade	43,890
Notes receivable - trade	496	Short-term borrowings	166,812
Accounts receivable - trade	233,225	Accounts payable - other	18,741
Merchandise and finished goods	17,556	Accrued expenses	77,875
Raw materials and supplies	98,471	Income taxes payable	2,362
Short-term loans receivable	108,949	Advances received	498
Other	23,466	Deposits received	7,495
Allowance for doubtful accounts	(594)	Other	135,326
Non-current assets	1,421,818	Non-current liabilities	669,577
Property, plant and equipment	141,759	Bonds payable	424,998
Buildings	18,257	Long-term borrowings	224,921
Structures	14,196	Provision for retirement benefits	1,969
Machinery and equipment	32,748	Other	17,687
Vehicles	0	Total liabilities	1,122,580
Tools, furniture and fixtures	1,680	Net assets	
Land	67,767	Shareholders' equity	762,158
Construction in progress	6,936	Share capital	132,166
Other	173	Capital surplus	19,522
Intangible assets	33,559	Legal capital surplus	19,482
Software	32,941	Other capital surplus	40
Other	617	Retained earnings	612,515
Investments and other assets	1,246,499	Legal retained earnings	33,041
Investment securities	87,466	Other retained earnings	
Shares and investments in capital of subsidiaries and associates	674,415	Reserve for reduction entry of specified replaced properties	195
Long-term loans receivable	394,414	Reserve for overseas investment loss	6,858
Prepaid pension costs	55,212	Reserve for investment promotion taxation	217
Deferred tax assets	14,764	Reserve for adjustment of cost fluctuations	89,000
Other	20,436	General reserve	62,000
Allowance for doubtful accounts	(209)	Retained earnings brought forward	421,202
		Treasury shares	(2,045)
		Treasury shares	(2,045)
		Valuation and translation adjustments	28,914
		Valuation difference on available-for-sale securities	42,963
		Valuation difference on available-for-sale securities	42,963
		Deferred gains or losses on hedges	(14,048)
		Deferred gains or losses on hedges	(14,048)
		Total net assets	791,073
Total assets	1,913,653	Total liabilities and net assets	1,913,653

Non-Consolidated Statement of Income (April 1, 2022 to March 31, 2023)

(Millions of Yen)

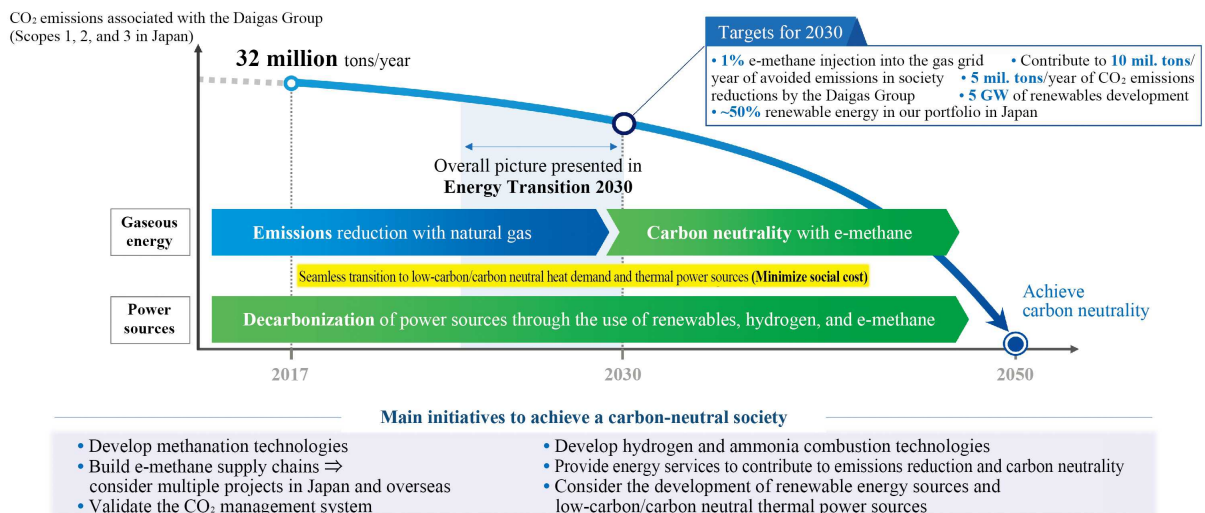
Account	Amount
Net sales	1,716,757
Cost of sales	1,685,880
[Gross profit]	[30,876]
Selling, general and administrative expenses	121,128
[Operating profit]	[(90,251)]
Non-operating income	28,819
Interest and dividend income	16,018
Gain on sale of shares of subsidiaries and associates	3,089
Other	9,712
Non-operating expenses	16,039
Interest expenses	7,595
Loss on valuation of shares of subsidiaries and associates	2,093
Other	6,350
[Ordinary profit]	[(77,471)]
Extraordinary income	11,535
Gain on sale of investment securities	11,535
[Profit before income taxes]	[(65,936)]
Income taxes - current	28
Income taxes - deferred	[(20,720)]
[Profit]	[(45,244)]

(References)

Initiatives for Achieving a Low Carbon / Carbon Neutral Society

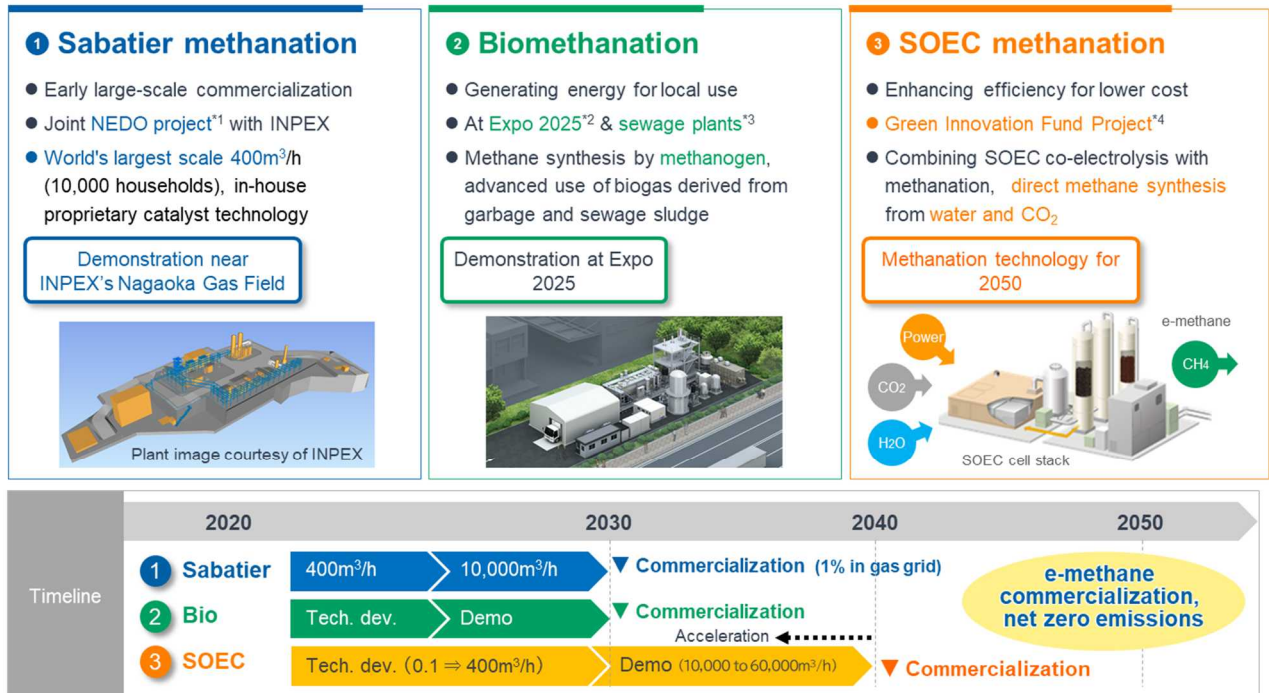
For the Group, which is engaged in activities centering on the energy business, tackling the reduction of CO₂ emissions is a crucial mission. We will pursue initiatives such as the development of methanation technologies and the construction of e-methane supply chains as we aim to achieve a carbon neutral society by 2050. During the period of transition to 2030, we will contribute to achieving a low carbon / carbon neutral society in line with Energy Transition 2030, which we established in March 2023. We will not only reduce the Group’s CO₂ emissions but also work to reduce CO₂ emissions across society, including the customers using energy, through measures such as expanding the use of natural gas and renewable energy.

To achieve this, we have established targets for the fiscal year ending March 31, 2031, including a 1% e-methane injection into the gas grid, the reduction of CO₂ emissions from the Group’s supply chain in Japan by 5 million tons/year, contribution to 10 million tons/year of society-wide avoided emissions, and 5 GW of renewables development.

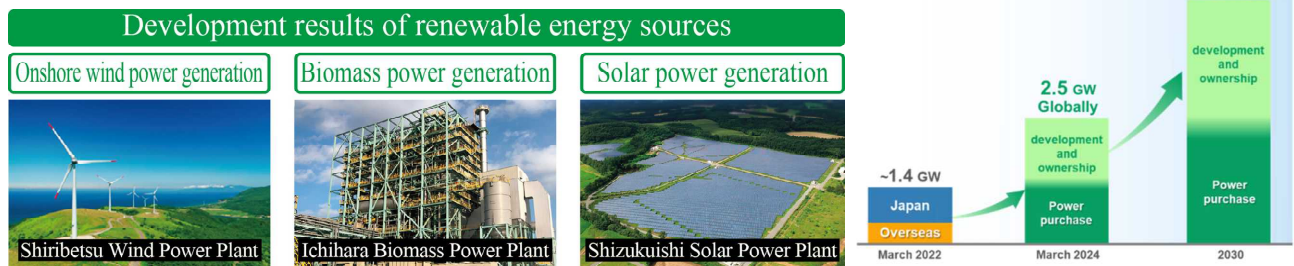


Details of the development of methanation technologies for producing e-methane, key to achieving low carbon and carbon neutral gaseous energy, and the development of renewable energy power sources to contribute to the decarbonization of power sources, are shown below.

Developing three methanation technologies for producing e-methane



Development of renewable energy sources



For information on the Group's other initiatives and the disclosure of climate change response information in line with the recommendations of the Task Force on Climate-Related Financial Disclosures (TCFD), please refer to our Sustainability website, our Integrated Report, or Energy Transition 2030.

[Sustainability website]

<https://www.daigasgroup.com/en/sustainability/>



[Integrated Report]

<https://www.osakagas.co.jp/en/ir/library/ar/>



[Energy Transition 2030]

https://www.osakagas.co.jp/en/whatsnew/_icsFiles/afieldfile/2023/04/07/230309_4_1.pdf



Shareholder Message Board

1. Information on the account transfer system for dividend payments

Dividends can be received via a designated account. Once an account for dividend payment has been designated, dividends will be automatically transferred to the designated account on the payment start date. We highly recommend our shareholders to complete procedures for the account transfer as it helps avoid the risk of losing dividend receipts or forgetting to receive payment, and ensures safe and prompt receipt of dividends. For more information on procedures for account transfer, please contact your securities company or other account management institution.

Shareholders may select one of the following methods of account transfer.

- (1) Transfer to a bank savings account
- (2) Receipt through the “registered dividend receipt account method”
(i.e., to receive dividends for all issues held by the shareholder in a single savings account designated by the shareholder)
- (3) Receipt through the “share number pro-rata distribution method”
(i.e., to receive dividends in proportion to the number of shares held via respective securities company or other account management institution that manages the shareholder’s shares)

- Notes:
1. Those who hold shares in a special account (including other issues) may not select method (3).
 2. Method (3) must be selected to exempt dividends and the like for stocks held in NISA accounts from taxation.
 3. A JAPAN POST BANK account may be designated as the transfer account for methods (1) and (2).
 4. Even after the payment period indicated on the dividend receipt has expired, dividends can be received through Sumitomo Mitsui Trust Bank, Limited within ten years from the payment start date.

2. System for electronic provision of materials for Shareholders’ Meeting

The system for electronic provision of materials for Shareholders’ Meeting (reference documents for the shareholders meeting, business report, etc.) has commenced operation, and the Company has sent all shareholders with voting rights, excluding those who have requested the delivery of paper copies of the documents, the Notice of Convocation, showing information such as the way to access the materials for Shareholders’ Meeting, the reference documents for the shareholders meeting, which carry a description of the proposals, and a voting form. Any shareholders who have not requested the delivery of paper copies of the documents, but who wish to receive paper copies of the materials for Shareholders’ Meeting (the business report, etc.) must complete a “Request for Delivery of Documents” by the record date of Shareholders’ Meeting (March 31).

Please address any inquiries concerning the procedure for requesting the delivery of documents to your securities company or other account management institution or to the administrator of the shareholder registry, shown below.

- Notes:
1. Fees may be charged for a series of procedures.
 2. “Request for Delivery of Documents” may expire upon notification from the Company after a certain period of time, in which case it will be necessary to complete the procedures again.

3. Information on request for buyback or additional purchase of shares less than one unit

A share trading unit is the unit of shares traded on stock exchanges, and any fractional shares less than one unit (less than 100 shares) cannot be traded on stock exchanges. To request buyback or additional purchase of fractional shares, please use the systems described below (they are free of charge).

<Buyback request system>

System under which shareholders may sell fractional shares back to the Company at market value

<Additional purchase request system>

System under which shareholders may purchase fractional shares from the Company at market value to bring the total number of fractional shares up to one trading unit so that the shareholder can sell the shares on stock exchanges

- Notes:
1. Systems to request buyback/additional purchase of fractional shares may be used for shares in special accounts without the need to transfer them to another account at securities company or other account management institution. Special account refers to the account at Sumitomo Mitsui Trust Bank, Limited set up by the Company to protect the rights of shareholders who have not deposited their share certificates with securities companies or other account management institutions by the time of the dematerialization of share certificates.
 2. The Company does not charge any fees for the systems to request buyback/additional purchase of fractional shares, however securities companies and other account management institutions may have set fees.

For further information on the above procedures, please contact:	<p>[Regarding 1 and 3 above] Shares in accounts at a securities company, etc.: Your securities company or other account management institutions Shares in special accounts: Stock Transfer Agency Business Planning Department of Sumitomo Mitsui Trust Bank, Limited (Toll free: 0120-782-031) (Hours: 9:00 a.m. to 5:00 p.m. except on Saturdays, Sundays, and national holidays)</p>
	<p>[Regarding 2 above] Your securities company or other account management institution, or Stock Transfer Agency Business Planning Department of Sumitomo Mitsui Trust Bank, Limited (Toll free: 0120-533-600) (Hours: 9:00 a.m. to 5:00 p.m. except on Saturdays, Sundays, and national holidays)</p>

Shareholder Memo

Fiscal year: From April 1 to March 31 of the following year

Record date: March 31 for Annual Meeting of Shareholders, March 31 for year-end dividend, September 30 for interim dividend

Month of Annual Meeting of Shareholders: June

Administrator of shareholder registry and special account management institution:

Sumitomo Mitsui Trust Bank, Limited

<Contact>

Stock Transfer Agency Business Planning Department of Sumitomo Mitsui Trust Bank, Limited

Toll free: 0120-782-031

(Hours: 9:00 a.m. to 5:00 p.m. except on Saturdays, Sundays, and national holidays)

Method of public notice:

Electronic public notice (Address for public notices: <https://www.osakagas.co.jp/index.html>)

If electronic public notices cannot be used due to an accident or other unavoidable reason, public notices will be posted in the Nihon Keizai Shimbun.