

Group Companies

As of March 31, 2018

Consolidated subsidiaries

	Name of subsidiary	Main business	Capital (million yen)	Osaka Gas shareholding (indirect shareholding thereof) (%)
Domestic Energy/Gas	Osaka Gas Housing & Equipment Co., Ltd.	Sales of gas appliances / Sales of housing equipment and appliances	450	100.0
	Osaka Gas Customer Relations Co., Ltd.	Maintenance checks on gas equipment and appliances / Checking gas meters / Collection of gas bills, and others	50	100.0
	Osaka Gas Finance Co., Ltd.	Leasing, credit, insurance agency business, and others	600	100.0
	Osaka Gas Liquid Co., Ltd.	Sales of liquefied nitrogen, liquefied oxygen, liquefied argon, and other products	1,110	100.0
	Kansai Business Information Inc.	Contracting and staffing of call center operations / Various research services and consulting	100	100.0
	Kinpai Co., Ltd.	Gas piping works / Sales of gas appliances, and housing equipment and appliances	300	100.0
	OGCTS Co., Ltd.	Sales and construction of energy equipment, heating system supplies, etc.	1,150	100.0
Domestic Energy/Electricity	Gas and Power Co., Ltd.	Electric power supply	1,368	100.0
	Hayama Wind Power Generation Co.	Electric power supply	490	100.0(100.0)
	Hirogawa Myojin-yama Wind Power Co.	Electric power supply	490	100.0(100.0)
	Senboku Natural Gas Power Generation Co., Ltd.	Electric power supply	2,000	90.0
	Nakayama Joint Power Generation Co., Ltd.	Electric power supply	300	95.0(95.0)
	Nakayama Nagoya Joint Power Generation Co., Ltd.	Electric power supply	450	95.0(95.0)
	Yura Wind Power station Co.	Electric power supply	231	100.0(100.0)
International Energy	Osaka Gas International Transport Inc.	LNG vessel leasing	3,190	100.0
	Osaka Gas Australia Pty. Ltd. (Note)	Development and investment of petroleum and natural gas	US\$1,314 million	100.0
	Osaka Gas Gorgon Pty. Ltd. (Note)	Development and investment of petroleum and natural gas	US\$322 million	100.0(100.0)
	Osaka Gas Ichthys Pty. Ltd. (Note)	Development and investment of petroleum and natural gas	US\$152 million	100.0(100.0)
	Osaka Gas Ichthys Development Pty. Ltd. (Note)	Development and investment of petroleum and natural gas	US\$149 million	100.0(100.0)
	Osaka Gas Niugini Pty. Ltd. (Note)	Development and investment of petroleum and natural gas	US\$150 million	100.0(100.0)
	Osaka Gas UK, Ltd. (Note)	Investment relating to energy supply business	€134 million	100.0
	Osaka Gas USA Corporation	Investment relating to petroleum, natural gas and energy supply business	US\$1	100.0
Life & Business Solutions	Osaka Gas Chemicals Co., Ltd. (Note)	Manufacture and sales of fine materials, carbon material products, and others	14,231	100.0
	Osaka Gas Urban Development Co., Ltd.	Development, leasing, management, and sales of real estate	1,570	100.0
	OG Sports Co., Ltd.	Management and contract operation of sports facilities	100	100.0
	OGIS-RI Co., Ltd.	Software development / Computer-based data processing services	440	100.0
	Sakura Information Systems Co., Ltd.	Software development / Computer-based data processing services	600	51.0(51.0)
	Jacobi Carbons AB	Manufacture and sales of activated carbon	549,000 Swedish Kronor	100.0(100.0)
	Mizusawa Industrial Chemicals, Ltd.	Manufacture and sales of absorbent functional materials and resin additives	1,519	100.0(100.0)

and others, totaling 138 companies

Note: Specified subsidiary

Equity method affiliates

Name of affiliate	Main business	Capital (million yen)	Osaka Gas shareholding (indirect shareholding thereof) (%)
Japan Gas Energy Corporation	Domestic Energy/Gas	3,500	29.0(29.0)
ENEARC Co., Ltd.	Domestic Energy/Gas	1,040	50.0
Nikki Mirai Solar, Co., Ltd.	Domestic Energy/Electricity	445	49.0(49.0)
Idemitsu Snorre Oil Development Co., Ltd.	International Energy	100	49.5(49.5)
Sumisho Osaka Gas Water UK Limited.	International Energy	164 million British Pounds	50.0(50.0)

and others, totaling 19 companies

Note: The column "Main business" shows segment names in "Segment Information."

Company Data

As of June 30, 2018

Directory

Head Office

4-1-2, Hiranomachi, Chuo-ku, Osaka 541-0046, Japan
Tel: (+81) 6-6205-4715 (IR Team, Corporate Strategy Dept.)

Tokyo Office

Shin-Otemachi Building 6F, 2-2-1, Otemachi, Chiyoda-ku, Tokyo 100-0004, Japan

Osaka Gas UK, Ltd.

1st Floor, Carrington House, 126-130 Regent Street, London W1B 5SE, U.K.

Osaka Gas USA Corporation (Houston)

1330 Post Oak Blvd, Suite 1900 Houston, TX 77056, U.S.A.

Osaka Gas USA Corporation (New York)

1 North Lexington Avenue, Suite 504, White Plains, NY 10601, U.S.A.

Osaka Gas Australia Pty. Ltd.

Level 16, 108 St Georges Terrace, Perth, WA 6000, AUSTRALIA

Osaka Gas Singapore Pte. Ltd.

10 Anson Road #19-16 International Plaza Singapore 079903

Osaka Gas (Thailand) Co., Ltd.

55 Wave Place Building 10th Floor, Unit10.04, Wireless Road Lumpini Pathumwan, Bangkok 10330, Thailand

Osaka Gas Singapore Pte. Ltd. (Indonesia)

Gd. MidPlaza 1, Lantai 17 Jl. Jend. Sudirman Kav. 10-11, Jakarta 10220, Indonesia

Osaka Gas Singapore Pte. Ltd. (Philippines)

Manila Representative Office
26th Floor, Twenty-Four Seven McKinley Building, 24th Street Corner 7th Avenue, Bonifacio Global City, Taguig, Metro Manila, Philippines

Investor Information

Date of Establishment April 10, 1897

Regular General Meeting Held in June each year
(The 2018 regular general meeting was held on June 28)

Common Stock Authorized: 700,000,000 shares (Note 1)
Issued: 416,680,000 shares (Note 1)

Note 1: The annual general meeting of shareholders held on June 29, 2017 approved a proposal for a reverse stock split. Based on this approval, effective October 1, 2017, the number of authorized shares of the Company changed to 700,000,000 and the number of shares issued and outstanding to 416,680,000 shares on a calculation basis.

Listing of Shares

Tokyo Stock Exchange and Nagoya Stock Exchange

Number of Shareholders (As of March 31, 2018) 92,791


Stock Transaction Units 100 shares

Independent Certified Public Accountants KPMG AZSA LLC


Transfer Agent Mitsui Sumitomo Trust Bank, Limited

Contact Mitsui Sumitomo Trust Bank, Limited
Stock Transfer Agency Business Planning Department
2-8-4 Izumi, Suginami-ku, Tokyo 168-0063, Japan
Tel: (+81) 120-782-031 (Toll-free in Japan)

The Osaka Gas Co., Ltd. website contains information provided for all investors and is constantly updated.

 <http://www.osakagas.co.jp/en/ir/>

For inquiries about this report or requests for other materials, please contact:

 E-mail: keiri@osakagas.co.jp

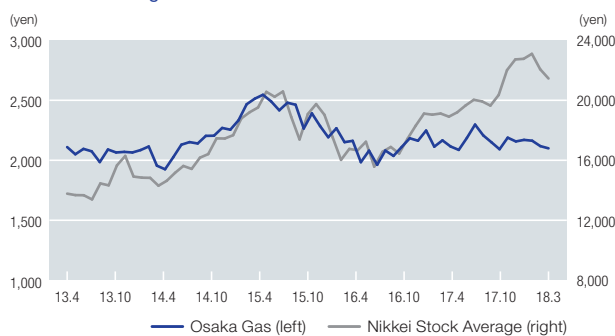
Please note that we do not accept files attached to e-mails, such as image files.

Major Shareholders (As of March 31, 2018)

Shareholder	Number of shares (Thousands)	Shareholding ratio (%)
The Master Trust Bank of Japan, Ltd. (Trust a/c)	22,934	5.51
Nippon Life Insurance Company	19,242	4.63
Japan Trustee Services Bank, Ltd. (Trust a/c)	18,695	4.50
The Bank of Tokyo-Mitsubishi UFJ, Ltd.	13,985	3.36
Resona Bank, Ltd.	10,555	2.54
Japan Trustee Services Bank, Ltd. (Trust a/c 7)	8,626	2.07
Japan Trustee Services Bank, Ltd. (Trust a/c 5)	7,415	1.78
STATE STREET BANK WEST CLIENT-TREATY 505234	7,100	1.71
Japan Trustee Services Bank, Ltd. (Trust a/c 9)	6,157	1.48
Aioi Nissay Dowa Insurance Co., Ltd.	5,973	1.44

Note: The share ratio is the percentage in respect to the number of shares issued and outstanding.

Stock Price Range



Unit Conversion List

Weight

kg	Metric ton	Imperial (short) ton	U.S. (long) ton
1	1×10 ⁻³	0.984×10 ⁻³	1.102×10 ⁻³
1,000	1	0.9842	1.1023
1,016.0	1.0160	1	1.1200
907.19	0.9072	0.8927	1

Length

m	ft	yard	mile
1	3.2808	1.0936	0.622×10 ⁻³
0.3048	1	0.333	0.189×10 ⁻³
0.9144	3	1	0.568×10 ⁻³
1,609	5,280	1,760	1

Volume (Liquid)

m ³ (kl)	ft ³	Imperial gallon	U.S. gallon
1	35.315	219.97	264.17
28.32×10 ⁻³	1	6.288	7.481
4.55×10 ⁻³	0.1606	1	1.2011
3.78×10 ⁻³	0.1337	0.8327	1

1 kl = 6.29 barrels, 1 barrel (42 U.S. gallons) = 0.159 kl

Volume (Gas)

m ³ (N)	m ³ (S)	SCF
1	1.055	37.33
0.9476	1	35.37
0.0268	0.0283	1

N: 0°C, S: 15°C, SCF: 101.33kPa, 15.5°C (60°F)

Energy

kcal	Btu	MJ	kWh
1	3.969	4.186×10 ⁻³	1.162×10 ⁻³
0.2520	1	1.055×10 ⁻³	0.2929×10 ⁻³
238.9	948.2	1	0.2778
860.1	3,414	3.600	1

Heating Value (Gas)

kcal/m ³ (N)	Btu/SCF	MJ/m ³ (S)
1	0.1063	3.97×10 ⁻³
9.406	1	3.73×10 ⁻²
252.1	26.81	1

1 ton of LNG = 13×10⁶ kcal = 52×10⁶ Btu